



Notice of meeting of

Executive Members for Childrens Services and Advisory Panel

To: Councillor Carol Runciman, Childrens Services
(Executive Member)
Councillor Keith Aspden, Youth & Social Exclusion
(Executive Member)
Councillor James Alexander (Chair)
Councillor Jenny Brooks (Vice-Chair)
Councillor Paul Firth
Councillor Julie Gunnell
Councillor David Merrett
Councillor Andy D'Agorne

Co-opted Statutory Members:

Dr David Sellick
Mr John Bailey

Co-opted Non-Statutory Members:

Ms Fiona Barclay
Mrs Ann Burn
Mrs Jona Ellis
Ms Barbara Reagan
Mr Mike Thomas
Mr Mike Galloway

Date: Thursday, 6 December 2007

Time: 6.00 pm

Venue: Guildhall

AGENDA

Notice to Members - Calling In:

Members are reminded that, should they wish to call in any item on this agenda, notice must be given to Democracy Support Group by:

10:00 am on Wednesday 5th December 2007, if an item is called in *before* a decision is taken, *or*

4:00 pm on Monday 10th December 2007, if an item is called in *after* a decision has been taken.

Items called in will be considered by the Scrutiny Management Committee.

1. Declarations of Interest (Pages 1 - 2)

At this point Members are asked to declare any personal or prejudicial interests they may have in the business on this agenda.

2. Minutes (Pages 5 - 12)

To approve and sign the minutes of the meeting held on 15th October 2007.

3. Public Participation

At this point in the meeting members of the public who have registered their wish to speak regarding an item on the agenda or an issue within the Panel's remit can do so. Anyone who wishes to register or requires further information is requested to contact the Democracy Officer on the contact details listed at the foot of this agenda. The deadline for registering is 5pm on Wednesday 5th December 2007.

4. Consultation on proposal for additional post-16 provision (Pages 13 - 78)

This report summarises Archbishop Holgate's School's (AHS) plan to develop post-16 provision and provides the context within which the Executive Member can formally respond to the school's proposals.

5. Local Authority School Governor Appointments (Pages 79 - 86)

This report provides information about the current position with regard to vacancies for LA seats on governing bodies, lists current nominations for those vacancies, as detailed in Annex 1, and requests the appointment, or re-appointment, of the listed nominees.

6. Looked After Children Placement Strategy Annual Review (Pages 87 - 100)

The placement strategy for looked after children is reviewed annually to ensure that there is an opportunity to reflect on progress against the aims and objectives of the strategy. This report will inform that analysis, whilst also providing feedback on OFSTED conducted inspections on the placement services for children and young people provided by the local authority.

7. Children's Fund - Implications on Commissioning of Services and Transitional Arrangement in York (Pages 101 - 112)

This paper sets out:

- Information on the main issues arising from the government announcements about the Children's Fund.
- An approach to be developed which will enable effective commissioning for the Children's Fund and will give opportunity for developing the wider commissioning agenda in the city through Children's Trust arrangements.

The paper Recommends an interim approach from a range of options to continuing the legacy of work undertaken by the Children's Fund in York.

8. Children's Services Performance and Finance Monitoring Report 2 (Pages 113 - 190)

This report analyses performance by reference to the service plan, the budget and the performance indicators for all of the services funded through the Children's Services budget.

9. Capital Programme Monitoring Report 2 (Pages 191 - 200)

This report is to inform Members of the likely out-turn position of the 2007/08 Capital Programme based on the spend profile and information to the end of October 2007. It also advises Members of changes to existing schemes and reprofiling of expenditure to allow the more effective management and monitoring of the Capital Programme and informs them of any new schemes and seek approval for their addition to the Capital Programme.

10. Preparation for Joint Area Review (Pages 201 - 208)

This report is presented to the Executive Members and Advisory Panel to brief members on the outcome of York's Annual Performance Assessment for 2007 and to also describe the preparation underway for the Joint Area Review process in January/February 2008.

11. Any other business which the Chair considers urgent under the Local Government Act 1972

Democracy Officer:

Name – Tracy Wallis

Telephone No. – 01904 552062

E-mail – tracy.wallis@york.gov.uk

For more information about any of the following please contact the Democracy Officer responsible for servicing this meeting:

- Registering to speak
- Business of the meeting
- Any special arrangements
- Copies of reports

Contact details are set out above.

**MEETING OF THE EXECUTIVE MEMBER FOR EDUCATION &
CHILDREN'S SERVICES AND ADVISORY PANEL**

Agenda item I: Declarations of interest.

The following Members and Co-optees declared a general personal interest in the items on the agenda:

Councillor Runciman – Governor of Joseph Rowntree School, Governor at New Earswick Primary School and Trustee of the Theatre Royal.

Councillor Aspden – Member of the National Union of Teachers (NUT).

Teacher at Norton College, Malton, North Yorkshire.

Councillor D'Agorne – Governor of Fishergate School, Employee of York College Student Services (Information Advice & Guidance for Young People). Has a daughter at All Saints School.

Councillor Firth – Governor of Wigginton Primary School and wife is a member of the National Association of Head Teachers (NAHT)

Councillor Gunnell – has a son at York College

Councillor Merrett – has a child at St Paul's Primary School and is a member of the York Chinese Cultural Association.

Councillor Brooks – is a member of the Association of Teachers and Lecturers and she is a lecturer at City College Manchester

Councillor Alexander – is an employee at York St John's University.

Co-opted statutory members

Dr D Sellick – Governor of Derwent Infant & Junior School

Mr J Bailey – Governor of Huntington Secondary School and LEA Governor of Huntington Primary School

Co-opted non-statutory members

Ms F Barclay – Teacher at All Saints School and ATL Branch Secretary for City of York.

Mrs J Ellis – Governor of Burton Green Primary School and Governor of Canon Lee School.

Mrs A Burn – Headteacher and Governor of Yearsley Grove Primary School. Secretary of the York branch of the NAHT

Ms B Reagan is a teacher at Joseph Rowntree School. SENCO, Secretary of the York Association of the National Union of Teachers.

Mr M Thomas is the secretary of the York Association of National Association of Schoolmasters and Women Teachers (NASUWT).

This page is intentionally left blank

About City of York Council Meetings

Would you like to speak at this meeting?

If you would, you will need to:

- register by contacting the Democracy Officer (whose name and contact details can be found on the agenda for the meeting) **no later than 5.00 pm** on the last working day before the meeting;
- ensure that what you want to say speak relates to an item of business on the agenda or an issue which the committee has power to consider (speak to the Democracy Officer for advice on this);
- find out about the rules for public speaking from the Democracy Officer.

A leaflet on public participation is available on the Council's website or from Democratic Services by telephoning York (01904) 551088

Further information about what's being discussed at this meeting

All the reports which Members will be considering are available for viewing online on the Council's website. Alternatively, copies of individual reports or the full agenda are available from Democratic Services. Contact the Democracy Officer whose name and contact details are given on the agenda for the meeting. **Please note a small charge may be made for full copies of the agenda requested to cover administration costs.**

Access Arrangements

We will make every effort to make the meeting accessible to you. The meeting will usually be held in a wheelchair accessible venue with an induction hearing loop. We can provide the agenda or reports in large print, electronically (computer disk or by email), in Braille or on audio tape. Some formats will take longer than others so please give as much notice as possible (at least 48 hours for Braille or audio tape).

If you have any further access requirements such as parking close-by or a sign language interpreter then please let us know. Contact the Democracy Officer whose name and contact details are given on the order of business for the meeting.

Every effort will also be made to make information available in another language, either by providing translated information or an interpreter providing sufficient advance notice is given. Telephone York (01904) 551550 for this service.

যদি যথেষ্ট আগে থেকে জানানো হয় তাহলে অন্য কোন অর্ধাতে তথ্য জানানোর জন্য সব ধরনের চেষ্টা করা হবে, এর জন্য দরকার হলে তথ্য অনুবাদ করে দেয়া হবে অথবা একজন দোঅবী সরবরাহ করা হবে। টেলিফোন নম্বর (01904) 551 550।

Yeteri kadar önceden haber verilmesi koşuluyla, bilgilerin terümesini hazırlatmak ya da bir tercüman bulmak için mümkün olan herşey yapılacaktır. Tel: (01904) 551 550

我們竭力使提供的資訊備有不同語言版本，在有充足時間提前通知的情況下會安排筆譯或口譯服務。電話 (01904) 551 550。

اگر مناسب وقت سے اطلاع دی جاتی ہے تو ہم معلومات کا ترجمہ مہیا کرنے کی پوری کوشش کریں گے۔ ٹیلی فون (01904) 551 550

Informacja może być dostępna w tłumaczeniu, jeśli dostaniemy zapotrzebowanie z wystarczającym wyprzedzeniem. Tel: (01904) 551 550

Holding the Executive to Account

The majority of councillors are not appointed to the Executive (38 out of 47). Any 3 non-Executive councillors can 'call-in' an item of business from a published Executive (or Executive Member Advisory Panel (EMAP)) agenda. The Executive will still discuss the 'called in' business on the published date and will set out its views for consideration by a specially convened Scrutiny Management Committee (SMC). That SMC meeting will then make its recommendations to the next scheduled Executive meeting in the following week, where a final decision on the 'called-in' business will be made.

Scrutiny Committees

The purpose of all scrutiny and ad-hoc scrutiny committees appointed by the Council is to:

- Monitor the performance and effectiveness of services;
- Review existing policies and assist in the development of new ones, as necessary; and
- Monitor best value continuous service improvement plans

Who Gets Agenda and Reports for our Meetings?

- Councillors get copies of all agenda and reports for the committees to which they are appointed by the Council;
- Relevant Council Officers get copies of relevant agenda and reports for the committees which they report to;
- Public libraries get copies of **all** public agenda/reports.

City of York Council

Minutes

MEETING	EXECUTIVE MEMBERS FOR CHILDRENS SERVICES AND ADVISORY PANEL
DATE	15 OCTOBER 2007
PRESENT	COUNCILLORS RUNCIMAN (EXECUTIVE MEMBER), ASPDEN (EXECUTIVE MEMBER), ALEXANDER (CHAIR), BROOKS (VICE-CHAIR), D'AGORNE, MERRETT, GUNNELL, FIRTH STATUTORY CO-OPTED MEMBERS DR D SELICK MR J BAILEY NON STATUTORY CO-OPTED MRS A BURN MRS J ELLIS MR M THOMAS
APOLOGIES	MS F BARCLAY, MS B REAGAN AND MR M GALLOWAY

28. Declarations of Interest

Members were invited to declare any personal or prejudicial interests they might have in the business on the agenda. The following general personal non-prejudicial interests were declared.

Councillor Runciman	Governor of Joseph Rowntree School Governor of New Earswick Primary School Trustee of the Theatre Royal
Councillor Aspden	Member of National Union of Teachers Teacher at Norton College, Malton, North Yorkshire
Councillor Firth	Governor of Wigginton Primary School Wife is Member of National Association of Head Teachers
Councillor Gunnell	Son at York College
Councillor Merrett	Child at St Paul's Primary School Member of York Chinese Cultural Association
Councillor D'Agorne	Governor of Fishergate School Employee of York College Student Services (Information Advice & Guidance for Young People) Daughter at All Saints School

Councillor Brooks	Member of Association of Teachers and Lecturers Lecturer employed by City College, Manchester
Councillor Alexander	Employee at York St John's University
Mr J Bailey	Governor of Huntington Secondary School LEA Governor of Huntington Primary School
Dr D Sellick	Governor of Derwent Infant and Junior School
Ms F Barclay	Teacher at All Saints School ATL Branch Secretary for City of York
Mrs J Ellis	Governor of Burton Green Primary School Governor of Canon Lee School
Mrs A Burn	Headteacher and Governor of Yearsley Grove School
Ms B Reagan	Teacher at Joseph Rowntree School SENCO, Secretary of York Association of the National Union of Teachers
Mr M Thomas	Secretary of York Association of NASUWT

29. Minutes

RESOLVED: That the minutes of the last meeting held on 6 September 2007 be approved and signed as a correct record.

The Director of Learning Culture and Children's Services updated the Committee on the Establishment of a Management Committee for the Pupil Referral Service (Minute 26 refers). He said that there had been a change in emphasis in the national guidelines and guidance since the meeting on 6th September 2007.

30. Public Participation

It was reported that there had been no registrations to speak under the Council's Public Participation Scheme.

31. Development of Autism Spectrum Provision at Joseph Rowntree School

Members considered a report that sought their approval for the development of enhanced Resource Provision for children with Autistic Spectrum Conditions (ASC) as part of the new build at Joseph Rowntree School.

The Head of Special Educational Needs (SEN) and Principal Educational Psychologist said there was a growing population of children in the city (and nationally) with Autistic Spectrum Conditions (ASC) and a range of flexible provisions was needed to meet their requirements. The Enhanced Resource Provision for secondary age children at Fulford School was a small but extremely successful unit and it was felt that another unit on the north side of the city would be the most appropriate option. Joseph Rowntree School had given their full support for the proposed unit to be sited within their new buildings.

Members discussed the importance of having staff with the relevant expertise available for children with ASC on site.

Members were presented with the following Options:

- Option 1** Enhanced Resource Provision within the planned new build for Joseph Rowntree School. This would be provision for 10 pupils diagnosed with ASC and would be based on the successful provision already established at Fulford.
- Option 2** Increase the numbers of children with ASC within the Fulford Centre
- Option 3** Maintain the 10 places available at Fulford School and support all other secondary age pupils through individual packages of support across all schools in the city.

Advice of the Advisory Panel

That the Executive Member be advised to:

- adopt Option One as laid out in paragraph 7 of the report.

Decision of the Executive Member

RESOLVED: That the advice of the Advisory Panel be accepted and endorsed.

REASON: To enable the Local Authority to meet the needs of a very vulnerable group of children in an inclusive and cost effective setting.

32. Update on Children and Young People's Champion Selection Process

Members considered a report that updated them on the progress of developing the selection processes for the Children and Young People's Champion.

Officers said that they had explored the viability of various e-voting options including 'I'm a Councillor Get Me Out of Here', the university student union system, York College students and e-voting. It was concluded that

these were not practical options as they were either too expensive or the facilities were not available to make them possible.

The Officer updated that the Members of the Young People's Working Group had recommended Option 3 include the use of ballot boxes.

Members discussed the viability of including 'non-state schools' in the selection process and it was felt that this was something to be explored in future years once a more clear way forward had been agreed. Some Members felt that there was a considerable expense to schools as the cost of reprographics was high but still felt that the election of a Children and Young People's Champion was a good idea. There were also discussions on the feasibility of moving the date for preparation and distribution of the packs to the week including 4th February 2007 to ease the impact on school staff. It was agreed that it would be a good idea for the School Councils to nominate some children and young people to act as independent scrutineers during the selection process.

Members were presented with the following options:

- Option 1** Full election process including ballot boxes and numbered ballot papers involving all primary and secondary schools within the City.
- Option 2** Election process including numbered ballot papers involving all primary and secondary schools within the City.
- Option 3** Election process using un-numbered ballots in all primary and secondary schools within the City.

Advice of the Advisory Panel

That the Executive Member be advised to:

1. Agree to the process outlined at option 3 of the report with the amendment that ballot boxes be used instead of ballot papers being collected by teaching staff.
2. Agree the revised role description for the Children and Young People's Champion as outlined in Paragraph 22 of the report and Appendix 1
3. Agree to the election rules as outlined in paragraph 23 of the report and Annex 2.
4. Agree to the election timetable as outlined in paragraph 24 of the report and Annex 3
5. Agree that any final amendments to the rules, timetable, process and or delivery required be delegated to Officers and the Executive Members and Shadow Executive Members for Youth and Social Inclusion. The following alterations had been made to the documentation:

- The Wording in paragraph 2 of Annex 1 to the report had been amended to read *'The role of the Children and Young People's Champion must be filled by an Elected Member who is preferably not a member of the Executive or Shadow Executive'*. This amendment had also been reflected within the 'Children and Young People's Election Rules'.
- The wording in paragraph 11 of Annex 2 be amended to include *'Short statements by candidates taken from this event may also be place on the YorOK website.'*
- The wording in paragraph 12 of Annex 2 had been amended to read *'...people registered at CYC primary, secondary and special schools are eligible to vote. Young people under 18 who live in the City and attend York college are also eligible to vote.'* And *'Every effort will be made to ensure as wide spread participation as possible'*.
- The wording in paragraph 13 of Annex 2 be amended to *'Ballots will be run through primary, secondary and special schools within the City.'* This amendment was reflected throughout the document.

Decision of the Executive Member

RESOLVED: That the advice of the Advisory Panel be accepted and endorsed

REASON: To ensure that:

- the vote is extended to the maximum amount of children and young people at a reasonable cost
- that the role description fits with the new Constitution
- a fair and transparent process for the election of a new Children and Young People's Champion takes place
- that the election of a new Children and Young People's Champion takes place as swiftly as possible

33. Appointment of Local Authority Governors to the York High School Permanent Governing Body

Members considered a report that provided them with information on the current position regarding the Local Authority seats on the permanent governing body at York High School.

Advice of the Advisory Panel

That the Executive Member be advised to:

- Appoint Local Authority Governors to the new York High School governing body to fill vacant seats as proposed in Annex 1 to the report.

Decision of the Executive Member

RESOLVED: That the advice of the Advisory Panel be accepted and endorsed

REASON: To ensure that Local Authority places on school governing bodies continue to be effectively filled.

34. Childcare Sufficiency Review

Members considered a report that informed them of the first Childcare Sufficiency Assessment for York. The Children's Information Service Manager gave a short presentation to Members of the Committee; this covered the following points:

- Drivers – local and national
- Defining sufficiency
- York's Approach
- Key findings
- Next steps

Members welcomed this report and presentation and made the following observations:

- Small businesses needed to be encouraged to offer the 'salary sacrifice' scheme and awareness of the scheme needed to be raised in general.
- The affordability of childcare in low income groups needed to be explored as there had been more responses to the consultation from those in the higher income groups.
- There was a need to ensure that there was a more balanced response across the various social groups in future consultations.
- The reliance on responses received via the internet should not be too heavy as this could be excluding certain social groups.
- There should be an annual report back to the Committee.

Advice of the Advisory Panel

That the Executive Member be advised to:

- Note the contents of the report and the comments made by Members at the meeting.

Decision of the Executive Member

RESOLVED: That the advice of the Advisory Panel be accepted and endorsed.

REASON: To ensure that actions arising from completing this assessment are considered and acted upon.

35. Any other business which the Chair considers urgent under the Local Government Act 1972

The Director of Learning, Culture and Children's Services updated the Committee on the building work delays at Danesgate. He reported that there had been further delays to the construction process and this had led to there being implications for the young people due to start courses there. It was now hoped that the new buildings would be opened on 7th January 2008 and that the young people would still be able to access the same courses as originally planned. At the moment the prospective students were in mainstream schools and every effort was being made to try and keep them informed of the situation.

Cllr C Runciman
Executive Member for Children's Services

Cllr K Aspden
Executive Member for Youth and Social Inclusion

Cllr J Alexander
Chair of Advisory Panel
The meeting started at 5.35 pm and finished at 6.50 pm.

This page is intentionally left blank



Agenda Item

Executive Members for Children's Services and Advisory Panel

6 December 2007

Report of the Director of Learning, Culture and Children's Services

Post 16 Provision at Archbishop Holgate's School

Summary

1. This report summarises Archbishop Holgate's School's (AHS) plan to develop post-16 provision and provides the context within which the Executive Member can formally respond to the school's proposals.

Context

2. In 2000, the Learning and Skills Act stated that there should be an entitlement to further education and training for young people aged 16-19. Schools and colleges should offer high quality provision that meets the diverse needs of all young people, their communities and employers. 16-19 provision should be organised to ensure that in every area young people have access to high quality learning opportunities across schools, colleges and work-based training routes.
3. Developing this entitlement in September 2003, the five key principles for the re-organisation of 16-19 provision were given as quality, distinct provision, diversity, learner choice and value for money.
4. In 2007, the school's proposals are set in the national context of a high performing specialist school that has opted for a vocational specialism and been given a sixth form presumption by the Department for Children, Schools and Families (DCSF), the guidance and direction given by the DCSF and the DCSF strategy described in *Raising Expectations* (July 2007).
5. The report seeks a response from members about the school's proposals to offer post-16 provision. The current proposal is for a pilot to start in September 2008; an approximate £4 million new build to be completed by September 2009 and provision to increase gradually up to a limit of 160 full time equivalent post-16 learners by 2013.

Overview of school's revised proposals (Annex 1)

6. A post-16 Learning Centre with 160 places which develops and extends existing post-16 provision in the City by offering:

- locality-based provision, addressing issues of travel to learn, retention and achievement in East York identified in the Strategic Area Review
- a focus on applied learning, addressing a shortage of school-based provision in applied learning at entry level, Level 1, Level 2 and Level 3
- employment skills and imperatives for future economic development, particularly the Science City agenda
- a collaborative approach, with partnership working at its heart
- an innovative approach based on lines of learning, business partnerships and new qualifications including the Diploma, in specialist purpose-built facilities
- increased enrichment and credibility through combining specialised Diplomas with an international Diploma
- provision which responds to the aspirations of parents, which broadens learner choice, and which thereby meets DCSF guidelines
- high quality provision in a school graded Outstanding, with high added value, a strong track record of development and success, and acknowledged as having excellent capacity to continue to improve

Background

7. The DCSF Guide for Local Authorities and Governing Bodies on *Expanding a Maintained Mainstream School or Adding a Sixth Form* (Annex 1) establishes that the Local Authority has 'responsibility for strategic planning for school places. It is for LAs, in partnership with other stakeholders, to plan for the provision of places.'
8. However, the same report makes it clear that the government wants to 'make it easier for successful and popular schools to expand and is making additional capital funding available' in order to pursue this goal. The Learning and Skills Council (LSC) is expected to confirm a capital grant of approx. £4 million pounds in order to offer post-16 provision through the process described below.
9. The DfES designated AHS as a high performing specialist school with effect from September 2006 and invited the school to apply for an additional role: a specialism in vocational learning. After discussion with the school, the Local Authority supported AHS's bid for a vocational specialism, in recognition of the high standards the school has achieved; its successful track record in working with targeted schools and its self-evident commitment to the importance of vocational learning. LA endorsement was based on AHS' stated commitment to partnership working, to be reflected through the way in which post 16 plans were responsive to identified need and in line with city-wide strategy. The school was successful in attaining a vocational specialism.
10. The DCSF expects a school which has a vocational specialism to play a significant role in developing provision itself as well as drawing on, or buying

in, expertise from local colleges, other schools, training providers and employers to build on and expand the existing applied learning provision in an area. DCSF guidance also indicates that to ensure coherence, this provision should be integrated with local plans for delivery of the 14-19 curriculum: - 'in assessing proposals from high performing schools to add a sixth form, Decision Makers should have regard to the importance of collaborative working.' In this context, the Executive Member is the Decision Maker.

11. Along with the vocational specialism, the DfES granted AHS the opportunity to apply for post-16 provision, with a 'strong presumption' that this request would be granted.
12. An external consultant, commissioned by AHS, completed a feasibility study in March 2007. The key messages, summarised in the executive summary, were:
 - 'A large expansion into level 3 and in particular A level provision is not appropriate nor would it add choice in York. In fact, it could dilute the offer and ultimately reduce the choice for young people
 - "Within the spirit of collaboration across the City, there is a continuing need to extend the provision that targets those young people who cannot currently reach the Level 2 baseline (5 GCSEs at A*-C) by age 16, to expand locality-based applied learning post-16, and to move increasingly to 'stage not age' learning." '(quote extended)
 - The school could 'make a real difference in York' by working with partners to develop 'a new collaborative arrangement' building on the strengths of the partnership which might take the shape of 'a new, purpose built, applied learning centre – or even a learning park.'
 - "The feasibility study concludes, therefore, that Archbishop Holgate's School has an opportunity to make a real difference in York – by developing with partners a new collaborative arrangement that allows them to deliver to their strengths collectively in south and east York through a new, purpose built, applied learning centre.... In this way it will be able, through applied learning pathways, to help tackle the underperformance in parts of York; promote partnership working essential to the delivery of the 14-19 agenda in a way that meets the needs of learners; offer focused provision addressing demand from some of the key economic drivers within the City; and build additional capacity to support the provision for the NEET group (Not in Education, Employment or Training) and those with special educational needs (where there are very good providers but insufficient places)." (final paragraph of Executive Summary).
13. The Headteacher, after initial consultation with governors, staff and 14-19 partners in York, is eager to establish post-16 provision at AHS. The declared intention of the school is to ensure that new provision takes account of city-wide planning, and supports implementation of the City of York 14-19 Strategy.

14. In June 2007, the Director of LCCS required the Learning Partnership 14-19 Development Manager to further investigate the feasibility of AHS' proposals. That paper (which is available to Members on request) highlights that:
- some additional vocational post-16 provision at AHS will enhance the city's ability to provide the national entitlement for 14-19 learners by 2013.
 - the school's analysis of projected numbers is over-optimistic
 - creating additional capacity at AHS, particularly at Level 3 means removing it elsewhere, on the basis of consensual agreement
 - the International Baccalaureate (IB) is not appropriate within the City of York Lifelong Learning Partnership (CYLLP) strategy as it would considerably stretch the schools' resources and another partnership is already placed to offer it

The CYLLP response (Annex 2) to the school's consultation document stated that there was no need for additional Level 3 "A" level provision to be made by the school. This echoed the outcome of the Learning and Skills Council (LSC) Strategic Area Review (StAR) 2005 and is consistent with the external consultant's report from March 2007

The feasibility study recommended three possible sizes – option 1: 160-170; option 2: 250; option 3: 350 – and gave a justification of the rationale behind each option. The school is planning for the lowest end of the lowest option

15. It is envisaged that a minimum of 25% of all learners will be on Entry Level/Level 1/Level 2 provision. On a full cohort of 160 FTE learners, with 35% retention from AHS, and with 75% retention rate from Year 12 to Year 13 in the light of the high percentage of provision below Level 3, Year 12 projections are 56 from AHS and 35 from other providers, and, in Year 13, 42 from AHS and 27 from other providers. These are expected to include learners from Applefields, from outside York, and from commissioned provision.
16. In July 2007, a '*Raising Expectations*' paper was considered by EMAP (19.07.07), outlining the implications of the government's plan to raise the statutory participation age from 16 to 18 by 2015. This, too, has implications for city-wide 16-19 planning of education and training places and draws attention to the following:
- A significant group of young people who are not in education, employment or training (NEET) would be well served by 'stepping stones' provision – a programme built on close liaison between the school and the proposed new provider.
 - There is a need to improve provision, guidance and marketing of entry level and level 1 programmes.
 - Between 20% and 50% of those young people who currently opt out of education and training at the age of 16, might be persuaded to continue. education and training in either a school or college setting if information, advice and guidance is well targeted.

- Specialised diplomas are likely to prove popular for up to 40% learners. However, there is a danger of creating an over supply of places.
 - There is a need to consider how those institutions currently offering level 3 provision already contribute to the entitlement.
17. Significant changes to the funding of post-16 provision are now being introduced. This will culminate in the LA, rather than the LSC, taking responsibility for the funding of all post-16 provision from 2010. From the start of the financial year 2008-9, there will be a shift away from the current situation in which individual providers decide what they will offer and are funded accordingly. In the new funding regime, the LSC/LA will commission only provision which is judged to be needed and of high quality. This decision will be informed by the City of York's Lifelong Learning Partnership's (CYLLP) 14-19 strategy. The LSC agrees that the proposed AHS offer for 2008-2009 is a core part of the city's provision to meet learner need, and is committed to funding it subject to affordability and coherence with city wide 14-19 plans. For subsequent years, it is happy to work with the school's projections for annual expansion as a basis for planning.
18. The new funding arrangements will guide all revenue funding to post 16 providers. Whilst the presumption ensures that AHS will receive capital funding for a post-16 building, decisions about revenue funding will be based on a judgement about learner need. With this in mind, the school has been asked to clearly distinguish between:
- core provision: ie provision which is clearly needed, is endorsed by partners as addressing an identified gap
 - provision the school will ask the partnership to commission: eg provision which reflects its specialist status
 - provision the school will bid for if the opportunity arises
19. The Feasibility Study took place in with formal consultation in late August / September 2007. The Learning Partnership 14-19 Development Manager considered the consultation document by AHS (Annex 4) and prepared a response for the consideration of AHS and of members. The original analysis was updated in October 2007. (Annex 3).
20. Key points are:
- The LA is working with the school to develop a strategy that will lead to successful and efficient delivery of high quality provision across the entitlement and across the partnership where the contribution of each partner will be agreed
 - An expansion of Level 1 and 2 provision post-16 is necessary
 - The school does not propose to offer "A" level courses and that the nature of Level 3 provision needs to be clarified
 - A rigorous analysis of pupil numbers and how many would take up the suggested lines of learning should be provided by the school

- The opportunity provides significant new facilities to support diploma learning in York
21. Members are aware of the fact that the CYLLP's strategy is highly regarded within Yorkshire and Humber, and nationally, as reflected over the years in its achievements as a 14-19 pathfinder; its success in becoming one of only 11 partnerships in the country granted permission to pilot the new Engineering diploma and the fact that permission has been secured to offer 4 of the first 5 diplomas by September 2009. Currently, the partnership is undertaking the ambitious task of drawing up an outline strategy by December 2007 which will demonstrate how, the CYLLP will deliver the new curriculum entitlement by 2013 and offer appropriate provision for 2015, when it is expected that 90% of 16-19 year olds will be in education or training. This will be informed by an understanding of demographic trends, learner demand, economic need and an understanding of the potential of the new diplomas. This outline strategy is in line with DCSF expectations. Key LA and LSC colleagues have been in regular dialogue both with AHS and other providers.
 22. Schools, colleges and work based training providers are currently working with the CYLLP to develop proposals which will lead to rationalisation of some courses and the introduction of new ones. All providers understand that the demographic trend suggests there is unlikely to be any increase in the actual number of young people seeking 16-19 provision. This means that any new provision which is made will displace existing courses. The 14-19 partnership, seeks to build on established success, whilst creating space for the development of new programmes of study, essential if we are to prepare young people to take their place in the modern world.
 23. Also, within the city, and the south east locality in particular, there are 16-19 providers (schools, colleges and training providers) with a proven record of achievement in offering Level 3 provision in many "A" level and diploma-related subject areas. The 14-19 partnership anticipates no need for additional Level 3 "A" level provision, and is very clear that access to academic post-16 courses should be through partnership working and in the context of the CYLLP strategy. AHS would need to make a very strong case before the LSC/LA will commission particular level 3 provision when there are local school and college providers with proven expertise in the same area.
 24. It is within this context that the feasibility of the proposal made by AHS should be understood and considered.

Consultation

25. AHS initially consulted with headteachers, college principals and work-based learning managers on the school's proposal to offer post-16 provision, from September 2009, with a small pilot in September 2008. Responses were mixed, with some partners supportive of the school's intentions and others wary.
26. In August 2007, AHS undertook a formal consultation of parents, staff and the wider community, including the educational community, local councillors and

MPs. There were 232 responses to the questionnaire, with an overwhelming number of these in support of the proposal. 149 parents responded to the consultation; 147 parents were overwhelmingly in support. The LA registers the strength of this vote and considers the aspirations of parents in any decision it recommends. The decision maker is also specifically asked to give emphasis to the views of parents from “Expanding a maintained mainstream school or adding a sixth form: a guide for Local Authorities and Governing Bodies”.

27. It should be noted that whilst the supportive responses tended to be from individuals, the small number of dissenting responses tended to be from significant providers of existing provision. Consideration needs to be given to the balance between the comments from professional groups and comments from individuals – such as parents – who have a strong conviction, informed by their respect for an outstanding school. DCSF guidance notes that ‘the decision maker should not simply take into account the numbers of people expressing a particular view... Instead the decision maker should give the greatest weight to representations from those stakeholders likely to be most directly affected by the proposals.’
28. The LA and the LSC have been involved in extended and on-going consultation with AHS. Both the LA and the LSC accept that national policy has led to AHS being offered the opportunity to develop post-16 provision. Ongoing discussions have centred on:
 - how new post-16 provision at AHS can help the city to better meet the needs of 16-19 learners in the light of the new national entitlement from 2013 and the new participation age from 2015
 - the scale of proposed capital developments on the AHS site
29. The school has significantly revised its initial proposals to reflect feedback from key stakeholders and learner need across the City. The LA would expect, given the positive climate of these discussions that the school will continue to work with partners and that proposals and practice will continue to reflect CYLLP priorities in the foreseeable future and for the longer term as national strategy develops.
30. The school’s proposals to offer post 16 provision at entry level, level 1 and level 2 are particularly welcome. Its determination to address the needs of very vulnerable and difficult-to-reach learners, currently in the NEET category is welcomed by CYLLP.
31. The LSC is currently in discussion with AHS about the capital build. This process is subject to national guidelines. The project costs are estimated to be approx £4m. 90% will be funded by the LSC and 10% by the Governing Body. No contribution towards capital costs is required from the LA.

Options

32. Officers have taken account of national policy, CYLLP 14-19 strategy, the outcome of AHS' consultation with stakeholders and also considered financial risks.

Basis for recommendations and criteria for decision-making

33. The DCSF paper "Expanding a maintained mainstream school or adding a sixth form: a guide for Local Authorities and Governing Bodies" sets out the criteria for decision making. The following is a summary:
- key DCSF principles of quality, distinct 16-19 provision appropriate to the pastoral and learning needs of the group, diversity for curriculum breadth through collaboration, learner choice – a range of 16-19 settings and a cost effective way of delivering high quality
 - "the best schools are able to expand" to raise standards and boost opportunities
 - diversity of provision
 - increase of parental choice
 - duty to heed wishes of parents
 - "surplus capacity in neighbouring less popular or successful schools should not in itself prevent the addition of new places"
 - raw results, relative results, added value, improvement over time, numbers of applications
 - "the strong presumption is that proposals to expand popular and successful schools should be approved"
 - accessibility – travel to learn
 - availability of land
 - availability of funding
 - improved SEN access
 - partnership working with other providers
 - "there should be a strong presumption in favour of the approval of proposals for a new sixth form where the school is a high performing specialist school that has opted for a vocational specialism"
34. Within a CYLLP context, officers have also reflected upon:
- How well the proposals from the school help to meet the priorities of the City of York Lifelong Learning Partnership 14-19 Strategy
 - The quality of partnership working and the commitment of the school to work with partners

- Whether needs of learners from across the City and within the South east locality can be met by the suggested provision
 - Whether the proposed provision duplicates existing provision from other providers
 - The impact of the proposals on learner numbers, provision (fragmentation, range and flexibility) on AHS and other institutions and providers
 - Whether the proposed facilities and capital builds support the proposed provision giving value for money and leading to improved opportunities
35. Officers recommend that members take note of the response from the CYLLP. This response is informed by an understanding of the complexity of the longer term strategy and guided by a desire to ensure that we maximise opportunities offered by the presumption and minimise risks – in terms of quality and best value (Annex 2).
36. Any new school sixth form works in partnership with other providers to ensure young people have access to a wide range of learning opportunities. Decision Makers should have regard to the importance of partnership working.
37. Decision makers should only turn down proposals for successful and popular schools to expand if there is compelling objective evidence that expansion would have a damaging effect on standards overall in an area, which cannot be avoided by LA action.

Analysis (based on the criteria above)

Strengths of the school's current proposals

38. The school has a sixth-form presumption from the DCSF and is working with the LA and the CYLLP to use it in the context of CYLLP priorities and the ends of learners across the Locality and the City. As an outstanding school that has been granted a vocational specialism, AHS is, rightly, taking a leading role in the introduction of the new employer-designed diplomas and in supporting the delivery of the CYLLP 14-19 strategy.
39. The proposals meet the five key principles from September 2003.
40. The CYLLP 14-19 Strategy acknowledges that this is a time of change and opportunity during which it aims to build on existing strengths, whilst, at the same time, encouraging innovative developments to better address learner needs.
41. Foundation Learning Tier provision (entry level and level 1) is needed in the city and AHS' proposals will pave the way for formalised progression pathways from entry level through to level 2. This could address the needs of learners who are not currently well provided for in the south east of York.

42. CYLLP 14-19 Partnership (Annex 2) supports the school in considering some post 16 level 3 provision, specifically linked to its areas of specialism (science and vocational learning).
43. The school is working with partners to address the needs of learners and is committed (Annex 1) to developing that partnership working, to maintain dialogue and to offer provision subject to agreement with partners.
44. The school states that it will explore overlaps between lines of learning as details become available and that commissioned delivery would focus on the school's specialisms.
45. The opportunity provides significant new facilities to support diploma learning in York.

Issues still to be clarified - AHS responses to clarification are in italics

46. In line with analysis offered by the 14-19 Development Manager, the LA is concerned that student numbers will be lower than those currently projected by the school and that although building is planned for 160 learners, there are no guarantees that these places will be filled and this would impact on funding.

The school recognises the concern, and believes it can attract additional learners from inside and outside the city, and – as for all post-16 institutions – recognises the revenue risk.

47. The school's outline of proposed provision refers to the offer of subjects such as ethics and philosophy. The LA requires further information about these proposals, in view of the fact that AHS has publicly stated that it will not offer A level subjects.

Archbishop Holgate's is committed to offering an appropriate form of RE post-16 to comply with legal requirements and in keeping with its Church School foundation. A Level provision in Ethics and Philosophy is therefore under consideration. These are the only A Levels the school would deliver. Also under consideration is an alternative framework for accreditation, through an international diploma through which core provision can also be accredited.

48. CYLLP endorses AHS emphasis on developing Level 3 applied provision but it is not yet fully clear about the proposed arrangements for the international diploma. It should be distinctively different from level 3 provision already on offer and should be vocational, rather than academic. The LA needs more information to be confident that this is a vocational learning qualification and is distinctively different from anything currently offered before we can recommend that this qualification be commissioned.

The school has explicitly stated that it is not seeking to offer a programme of 'A' level provision and will not challenge decisions already made about the IB.

The strategic partnership endorses the emphasis on applied Level 3 provision.

49. In the process of consultation undertaken so far, AHS has shown itself ready to modify proposals in the light of discussion. This approach within the context of the CYLLP 14-19 partnership suggests that the LA can be confident that the school will work with partners to develop a programme that builds on partnership and enhances current 14-19 provision.

Options

50. Option 1: Approval of the school's proposals (subject to clarifications as stated in paragraphs 46-48).
51. Option 2: Rejection of the Proposals
In taking up this option, members would be rejecting two opportunities: the first, for capital investment in education and training for both the City and in the south east; the second, to see an outstanding, high attaining and achieving school taking a significant lead on the introduction and validation of applied learning. It would be dismissive of DCSF national policy guidelines.

Corporate Priorities

52. The proposals will help to deliver the corporate priorities:
- Increase people's skills and knowledge to improve future employment prospects

Implications

Financial

53. The school has secured capital funding for its proposal through the LSC 16-19 Capital Fund of up to £4m although this has not yet been finally confirmed. The LSC is working with the school to develop a robust business plan for the proposed new build, one which is based on additional analysis of learner need, projected FTE learner numbers, curriculum plans and the consequent nature of the building work required.
54. Whilst capital funding has been secured through the post-16 presumption, the LA is not in a position where it can be confident that learner need will match all the school's aspirations for post-16 development. At this stage of 14-19 curriculum development, the LA can only guarantee revenue funding for a small proportion of AHS' proposed post-16 provision (based on identified gaps in provision). Whilst open to the possibility of commissioning further post-16 provision from AHS, no firm commitment can be made at this time of major national curriculum change.

The school understands that the financial risk of unfilled places is with the school.

55. Planned changes to 16-19 funding will increase the influence of the funding organisation (LSC/LA) Curriculum provision will be commissioned by the LSC/LA on the basis of learner need.
56. Demographic trends suggest that learner numbers will decline and, even when the learning leaving age is raised in 2015, we anticipate no need for additional provision – simply differently scoped provision. This means that no additional learner income is expected across the city. It is important to regularly review projections to inform strategy and planning.
57. In light of this there is some concern that the school may look to subsidise post 16 provision from resources intended to support its 11-16 pupils. There is therefore a need for AHS to demonstrate that there will be no financial cross subsidy between 11-16 and post-16 provision.

AHS states that no financial cross subsidy between pre-16 and post-16 is envisaged.

58. AHS needs to cost a curriculum offer based on its proposals and CYLLP comments taking account of the costs of developing such provision over a 2-year period.

The school is in active discussion with the LSC over costing a two-year curriculum in line with the new funding methodology beginning in 2008. Figures for 2008-2009 will be finalised in discussion with the LSC once the 2008-2009 funding settlement is confirmed nationally

59. There are no implications for Equalities, Legal, Crime and Disorder, IT. The two options members are being asked to consider do not have any direct HR implications.

Risk Management

60. In compliance with the Council's risk management strategy the main risks that have been identified in this report are those which could contribute to an inability to meet the strategic objectives of the City of York Lifelong Learning Partnership (CYLLP). Operational and financial risks arise if there are a lower than expected number of learners attracted to the new resource, which is also dependent upon confirmation of LCS capital funding. At this point the risks need only to be monitored regularly by officers and the CYLLP.
61. There are some risks associated with any decision made by members since we are planning for major national curriculum changes, leading towards a statutory entitlement in 2013, and are using the best information currently available to predict future trends. Current patterns of provision, estimates of employer need and learner interest have been used to guide the figures recommended to members. However, these will inevitably will change over time.

62. There is a risk that there insufficient 16 –17 year olds in the south east locality who are NEET and likely to access this provision and so make it unviable.

The school has contingency plans for community use.

63. The post-16 presumption means that that LSC is expected to confirm a grant of approx. £4m that will provide the initial capital investment for a new build. There is a risk that this could not be confirmed.

64. All revenue costs will need to be met from existing budget streams and will be informed by City-wide learner numbers, provision, learner need, existing provision and its quality, national and CYLLP strategy. Therefore there cannot be guaranteed funding from the LA for numbers of learners at this stage.

65. The LA would seek to be reassured that the school has the financial capacity to contribute the Governors' 10% and maintain a sound maintenance programme for the rest of the school buildings.

Devolved formula capital cannot fund post-16 new build and is therefore ringfenced – it cannot be used for any maintenance programme. The school understands that the LA cannot fund any differences in, or make any future contributions to, capital costs and that the school is responsible.

66. There is a possibility, despite declining numbers in the City, that other 11-16 schools could see the potential to develop post-16 provision as an avenue that they might wish to pursue under the current requirements of a highly performing specialist school and a vocational second specialism. This response to AHS is based on an informed response to national policy and the strategic priorities of the CYLLP. Analysis suggests that we need to develop the post-16 provision we make to address future need, but we do not need to duplicate it. Further investment in new post-16 provision cannot be a priority for the city.

67. There is a risk that the school could over-stretch itself with the demands of its post-16 proposals which could damage the school's capacity to raise standards at KS3 and 4.

The school recognises that quality of provision in KS3 and KS4 are key to the future success of the school and therefore of post-16 provision. The school has explicitly discussed this at meetings of SLT, of staff, and of Governors. The school is committed to ensuring the highest quality care, teaching, results and opportunities in KS3 and KS4.

Recommendations

68. The Executive Member in consultation with the Advisory Panel is recommended to approve the school's proposals (subject to clarifications as stated in paragraphs 46-48, and 64).

Reason:

- This option recognises the strength of the school and its ambition to take a lead as a high performing specialist school with a vocational specialism
- The school meets all the criteria as described in para 33
- It provides a framework for development and opportunity in line with CYLLP 14-19 strategy. This strategy and partnership recognises the strengths of existing 16-19 providers and seeks to ensure that AHS plans help the city to improve provision for those young people who currently tend to opt out of education at the age of 16 and to help meet the needs of learners across the City by offering extended choice and diversity
- It is an opportunity to develop existing partnership work and provide additional facilities for learners
- It allows for further debate about the detail of this proposal. We propose that the school is asked to amend its proposal (see appendix 6) to clarify how its proposals fit within the new funding regime. In particular, members need to be assured about:
 - which programmes are core, definitely needed and therefore certain to be funded
 - which programmes the school wishes to offer and will seek access funding through a commissioning process
 - the school's contingency plans to manage the costs of running the new building: in the short term as curriculum provision is gradually scaled up; in the long term if expected learner numbers are not secured

Contact Details

Author:

Jill Hodges
Assistant Director School
Improvement and Staff Development
Ext 4207

Chief Officer Responsible for the report:

Pete Dwyer
Director, Learning, Culture and Children's Services

Report Approved **Date** 26 November 2007

Report Approved **Date**

Specialist Implications Officer(s) *List information for all*

Financial
Richard Hartle
Finance Manager
4225

Wards Affected: *List wards or tick box to indicate all*

All

For further information please contact the author of the report

Background Papers:

- DCSF Green Paper 'Raising Expectations
- Expanding a Maintained Mainstream School or Adding a Sixth Form (DCSF)

Annexes

1. AHS Post-16 Learning Centre Position Statement (AHS' paper, November 2007)
2. Initial response on behalf of CYLLP (Learning City York) (September 2007)
3. Updated analysis of potential learner numbers and resulting provision (October 2007)
4. Consultation Document from Archbishop Holgate's School (September 2007)
5. Consultation Responses (September 2007)

This page is intentionally left blank

***Archbishop Holgate's School
Post-16 Learning Centre provision***

Position statement – 20th November 2007

Overview

A post-16 Learning Centre, with 160 places, which develops and extends existing post-16 provision in the City by offering

- locality-based provision, addressing issues of travel to learn, retention and achievement in East York identified in the Strategic Area Review
- a focus on applied learning, addressing a shortage of school-based provision in applied learning at entry level, Level 1, Level 2 and Level 3
- employment skills and imperatives for future economic development, particularly the Science City agenda
- a collaborative approach, with partnership working at its heart
- an innovative approach based on lines of learning, business partnerships and new qualifications including the Diploma, in specialist purpose-built facilities
- increased enrichment and credibility through combining specialised Diplomas with an international Diploma
- provision which responds to the aspirations of parents, which broadens learner choice, and which thereby meets DCSF guidelines
- high quality provision in a school graded Outstanding, with high added value, excellent pastoral care, a strong track record of development and success, and acknowledged as having outstanding capacity to continue to improve

Pilot – September 2008

Two lines of learning with a projected total of 25 learners:

- Entry level/Level 1 Work Related Learning – flexible, personalised, locality-based, skills-based learning for vulnerable pupils
- Level 3 Engineering – Diploma course on behalf of the 14-19 Partnership

***Launch of new build Learning Centre – September 2009
At capacity – by September 2013***

New build Learning Centre launched 2009, and growing to capacity (160 places) by 2013 through the phased introduction of additional lines of learning in response to learner demand, the availability of new qualifications, and locality-based collaborative decision-making. The programme by 2013 below is therefore necessarily subject to review.

Entry level, Level 1, Level 2

<i>Offer</i>	*	L1 Work Related Learning including work readiness skills functional skills skills for life with accreditation for each element, and with flexible learning pathways responding to individual need, plus appropriate individualised and supervised work placements
	*	L1/L2 Diploma in Engineering
	*	subject to agreement and demand, L1/L2 Diploma in Creative & Media
<i>Rationale</i>	*	addresses the current insufficiency of post-16 Entry Level, Level 1 and Level 2 provision across the City
	*	addresses issues of employability skills, functional skills, skills for life, and other identified skills needs within the city
	*	meets the needs of vulnerable learners in a secure environment with strong pastoral care, personalised learning pathways, and personal support
	*	reduces NEETs; prepares for the raising of the participation age
<i>Delivery</i>	*	on-site or elsewhere as appropriate, by Learning Centre staff or staff from other institutions,
<i>Learner numbers</i>	*	at least 25% of Learning Centre capacity

Diplomas

<i>Offer</i>	*	Diplomas in Engineering and six more lines of learning (subject to agreement with partners) from the lists below
	*	additional learning at L3 either through 'A' levels taught at other centres, or through an international diploma which, as well as offering enrichment, breadth and credibility, also unifies and certifies the core (see below). Additional learning at Entry level, L1 and L2 through appropriate qualifications.
	*	specialist learning either in house or through collaboration
	*	delivery by other partners at the Learning Centre as appropriate
	*	some commissioned delivery as appropriate (see below)
<i>Rationale</i>	*	clear focus on applied learning and Science in line with the school's specialisms
	*	emphasis on skills for employability
	*	addresses the Science City York and future skills agenda through non-A Level qualifications
<i>Lines of learning</i>	*	Engineering – Archbishop's leads York in this line of learning
	*	Manufacturing, Retail, Public Services – lines of learning for which Archbishop's may be the city's sole or main school-based provider

	*	Business Admin & Finance, Creative & Media, Information Technology, Sport Science – cluster-based lines of learning; details of delivery (including location within the cluster) to be determined with partners
	*	Science – either through a specialist diploma (depending on content, as yet unknown) or through the international diploma qualification with a prime focus on Science and Science-related subjects in line with the school’s specialism, with units agreed in collaboration with partners and in the light of learner demand
<i>Delivery</i>	*	Overlaps between lines of learning to be explored as details are available with a view to delivery, either within Archbishop’s or through collaboration, being through a ‘faculty’ model
	*	commissioned delivery – in response to requests by partners, with a particular focus on delivery in line with the school’s specialisms and strengths e.g. the Science parts of the Land-Based and Environment Diploma for Askham Bryan
<i>Learner numbers</i>	*	remainder of Learning Centre capacity
 Core		
<i>Offer</i>	*	citizenship, global dimensions/ethics/philosophy
	*	independent study
	*	community service, physical education
	*	Career Academy Foundation business links programme where appropriate
<i>Rationale</i>	*	accreditation of the core for Entry Level, L1 and L2 learners through appropriate qualifications
	*	accreditation of the core for L3 learners through an applied international diploma which has high credibility; for which there is clear demand from parents and learners; which broadens choice by being different to existing courses; which can be delivered through an applied learning approach; which provides a unifying element to the Learning Centre offer; and which also enhances the credibility of the Learning Centre as a whole and thus of the whole Entry Level, Level 1, Level 2 and Applied Learning offer
	*	independent study, global dimensions/ethics/philosophy, and community service are all integral to the international diploma, and are to underpin core studies for learners at all levels whether accredited through the international diploma or through alternative accreditation
	*	further development of skills for life and employability skills through Career Academy or other business links
<i>Learner numbers</i>	*	all learners, on all lines of learning, with the approach tailored to ability, but with an applied learning approach common to all learners on all course choices at all levels

Partners

Our principal partners are our two post-16 partners within the South-East Cluster –
All Saints School
Fulford School

Dialogue is also ongoing with Applefields Special School, Askham Bryan College, Huntington School, Woldgate School, York College and York Training Centre, as well as with schools further afield, the Learning and Skills Council, the Local Authority and a wide range of business partners.

Next steps

- Watching brief on Diplomas in Science, Humanities, Languages. The Science diploma is of particular interest in line with our Science specialism.
- As specifications become firm, delineate overlaps between Diplomas – e.g. Engineering/Manufacturing; IT/Business/Media – to facilitate efficient and flexible delivery.
- Agree details of collaborative delivery – with cluster partners working together on, for example, IT/Business/Media; with York College on, for example, Engineering/Manufacturing; and with other partners as appropriate.

Proposal to offer post – 16 provision by Archbishop Holgate’s School

**Initial response on behalf of “Learning City York”
(York’s Lifelong Learning Partnership)**

York’s 14 – 19 Learning Partnership is tasked with strategic development of 14 – 19 provision within the LA area which will enable all young people to access the National Entitlement (to be in place by 2013) and raise participation and progression rates (all young people should continue participate in education to the age of 18 by 2015). Archbishop Holgate’s School, along with all York’s secondary schools, two Colleges and a consortium of training providers, is a member of the partnership. The Local Authority is the lead strategic partner, working closely with the Learning and Skills Council. These two organisations fund the partnership’s activity.

We want to support the school’s proposal and have been working with it, and other partners, to develop a strategy which will lead to the successful and efficient delivery of high quality provision across the entitlement. This clearly requires agreement across the partnership on the contribution that each partner will make to that whole city entitlement. This work is continuing. It is, therefore, unfortunate that the rules underpinning the “Presumption” dictate timelines for the school to progress their proposal which conflict with this process. The contribution that partner providers will make to the provision of the lines of learning the consultation document suggests that the school will offer have not yet been agreed within the Partnership.

The remainder of this brief initial response will summarise those elements which we are pleased to see included in the proposal, those about which we are seeking further clarification and those where we would encourage the school to reconsider its plans. John Harris (Headteacher) has attended either group or individual meetings where these issues have already been aired.

Provision at Levels 1 and 2

We were disappointed by the lack of emphasis on, and detail about, Level 1 and 2 provision in the consultation booklet. This had been a strong theme in the earlier feasibility study and previous position papers from the school. At the consultation meeting (17 September) the strong statements about the school’s commitment in this area, and to provision for vulnerable and challenging learners, were most welcome. We have repeatedly emphasised to all partners that the forthcoming raising of the participation age, the need for more learners to reach Level 2 to enhance their life chances and the moral imperative to reduce the number of young people who are NEET (Not in Education, Employment or Training) mean that an expansion of Level 1 and 2 provision post 16 is necessary, along with new and creative approaches which will make this provision more attractive than hitherto.

A – Levels

We welcome the statements made at the consultation meeting confirming that the school does not propose to offer A – Level Courses. This line is consistent with the recommendations of the earlier feasibility study, the Strategic Area Review and our own analysis, which clearly indicates that a reduction and consolidation of A – Level provision will be needed over the next few years. However, there is a need to clarify the nature of the contribution of A – Levels to level 3 Diplomas that the school might offer. A Diploma at level 3 will be equivalent to 3 A – Levels. It could contain an A – Level as part of the Additional / Specialist Learning component. Diploma learners based at the school would have to study such an A – Level at another institution. In taking plans for level 3 Diploma provision forward there is clearly a need to look at the relationship between additional and specialist learning. If significant proportions of learners take an A – Level as additional learning it might prejudice the development of a range of new specialist learning opportunities, due to lower learner numbers.

Baccalaureate diploma qualifications

In earlier discussions we have made it clear that we believe it is extremely unlikely that the school will be able to offer the International Baccalaureate Diploma because of accreditation and funding arrangements. We also believe that attempting such a development could detract from the school's stated focus on Applied Learning and diminish the impetus behind other developments. High quality provision would be more likely to result from a clearly defined, limited and focused range of developments. At the consultation meeting the Cambridge pre – U Diploma was mooted as a possible choice of level 3 course. All available information on this qualification (which has yet to be accredited by the QCA) leads to the conclusion that it will be a "traditional" academic level 3 package. The school's feasibility study suggests that there is no need to expand such provision in York. We believe that the school should reconsider its proposals in this area.

Learner Numbers

We would like the school to provide more rigorous analysis to support its projected learner numbers. In particular we would like firmer data relating to the number of learners the school expects to recruit from the East Riding of Yorkshire LA and other York schools. Alongside this, further information about the number of learners the school expects to recruit at each level would also permit a more coherent and considered analysis of the number lines of learning the school could sustain. It must be remembered that, in the future, the LA will be responsible for commissioning post 16 provision and that demand will be a critical factor in the commissioning process, which will be constrained by fixed budgets.

Lines of Learning

We welcome the statements made at the consultation meeting relating to the distinctive nature of the proposed provision. The school intends placing the new Diplomas, and their associated lines of learning, at the core of its provision. This is a very positive feature of the proposal. We would, however,

like the school to consider reducing the number of lines of learning listed in the consultation document. This request is made for four reasons:

1. The number of full time equivalent learners envisaged would be unlikely to sustain the 10 diploma lines suggested (to which a commitment to potential involvement in another – Land Based & Environment – has subsequently been added), particularly if learners are to be distributed across 3 levels (even allowing for some co-level delivery arrangements). The best advice available from colleagues at the LSC is that the minimum number of learners necessary to sustain a delivery group will be in the region of 10 to 12 under the commissioning model.
2. Commitment to a more limited range would allow the school to focus on developing the highest quality provision, enhance that provision's distinctiveness, contribute provision in new lines of learning which would be genuinely complementary to that offered elsewhere and enhance the school's "Leading Edge" status as an innovative and "cutting edge" provider.
3. We agree with the school that there is a need to increase the breadth of provision available to post 16 learners. Demographic factors mean that, at level 3, this expanded breadth will be accessed by fewer learners than is currently the case. As indicated above, this must be accompanied by the removal of some existing provision – it will not be possible for everybody to do everything, or even everything that they aspire to do.
4. Other partners have already committed resources and engaged in development work in many of the lines of learning listed in the consultation document, in some cases in advance of Archbishop Holgate's doing so. They, too, can demonstrate considerable records of achievement in the relevant areas. Reducing the number of Diploma lines of learning in the proposal would recognise the legitimate interests and aspirations of other providers and powerfully demonstrate the school's stated commitment to collaboration, trust and openness.

As previously stated, we want to support the school's proposals, not least because the development of post 16 provision at Archbishop Holgate's offers the opportunity, through the capital funding attached to the "Presumption", to provide significant new facilities to support Diploma learning in York. We hope that the school will give serious consideration to the issues raised above and would be happy to discuss them further with Governors and Senior Leaders.

JL Thompson
14 – 19 Development Manager
Learning City York

Updated analysis of potential learner numbers and resulting provision

In June 2007 I was asked by the 14 – 19 Strategy and Resources Group to scope, or model, possible post 16 provision at AHS in light of available information from the school about its proposals, experience of the provision proposed in York (and elsewhere) and the results of the “Raising Expectations” consultation conducted by the Director of Learning, Culture and Children’s Services in the first half of the summer term 2007. In the resulting paper, I suggested that that the school might reasonably expect to be able to attract learners for an entry/Level 1 strand, 2 or 3 Diploma lines at Level 1/2 and 4 Diploma lines at level 3. I rejected the idea of “Baccalaureate Diploma” provision. Subsequently, I have, with my colleague Anthony Knowles (LSC) engaged in continuing dialogue with the school and responded to its post 16 consultation (September 2007). Over this period the school’s proposal has been refined and differences between it and my June analysis have narrowed considerably. Anthony Knowles and I have consistently sought further information from the school about learner numbers. We are grateful for further details regarding the differences between actual learner numbers and full time equivalent (fte) numbers. However, we have not received any detailed analysis of the number and level of learners the school expects to attract to its provision, save for a 35% retention rate of its own Y11 learners. My June 2007 paper attempted an analysis of learner numbers and levels and linked this to a level of provision which these numbers could sustain. We believe that this is the logical way to approach the issue of sustainable provision.

In the light of developments since June I have revisited this analysis, in order to provide an updated view for colleagues in LCCS and the LSC prior to the proposal being considered by EMAP.

Baccalaureate Diploma Provision

Anthony Knowles and I are both agreed that there is no justification at present for the LSC or, from 2010, the LA to commission this type of provision from the school, given the ready availability of academic L3 provision in the City and the widely acknowledged need to reduce existing capacity.

Level 3 Diplomas

Our view is that the school should focus on 4 lines. We continue to suggest that these should be Engineering, Manufacturing, Retail and Public Services and are pleased that, whilst removing other Diplomas from its list, it now recognises the potential we have identified for new and distinctive provision in some of these areas. The school suggests that upto 40% of learners may choose to study Diplomas, although we remain more cautious because such a high level of take up would necessarily result in the removal of much successful and popular A level provision elsewhere. In the school’s locality (South East in LCCS structures) there will be a pool of approximately 640 potential Y12 learners in 2013 to access the national entitlement, of whom 65% at best (and only if current upward trends in GCSE results are maintained) could access Level 3. 40% Diploma take up would give about 165

learners. This pool would include a number of All Saints' School learners drawn from outside the locality.

There will be many Diploma lines available in the locality, including at All Saints' and Fulford Schools. Learners will be attracted to Diploma provision at York College and some to provision at other nearby institutions such as Huntington School. If 30% of the South East Level 3 Diploma pool chose AHS, this would give about 50 learners. The school anticipates attracting learners from outside York but has given no details as to where these learners would originate. We do not believe these numbers will be large but, in order to be consistent with the school's optimism, we have included 10 additional learners to provide a potential maximum of 60. This could support 4 lines at 15 learners apiece. The school expects that L3 Diploma learners will spend 30% of their time at another institution. 60 learners on L3 Diplomas is equivalent to 42 fte on this basis. We cannot envisage that learners will opt to come to study a full L3 Diploma at AHS whilst remaining on the roll of another school (they would spend only a day and a half per week at that school).

Level 1 / 2 Diplomas

If 40% of the SE locality pool of potential L1 and 2 learners (about 50) took Diplomas and half came to AHS (other schools in the area appear to be less likely to offer Diploma provision at this level) along with other learners a maximum of 30 learners could be attracted. This could sustain the 2 Diploma lines suggested in the school's latest discussions with us. We would again caution that York schools have had significant difficulty in sustaining post 16 provision at this level. The school suggests that across Entry Level, Levels 1 and 2 learners will spend 40% of their time elsewhere. 30 learners is, therefore, an fte of 18.

Other Entry Level, Level 1 & 2 provision

The school proposes a work based learning strand. We assume that from 2010 this would be based on the Foundation Learning Tier and that initially it would be similar to the current York College / Burnholme "Stepping Stones" model. There is broad agreement across the partnership that such new provision is needed to support vulnerable, hard to reach and challenging learners. In June, I anticipated 10 to 12 learners on such provision. We believe that 12 learners is a reasonable maximum expectation. This is because such provision is widely accepted to be very difficult to establish due to its complexity and to the difficulty of successfully reaching out to include these learners. The existing programme in the locality targeted the recruitment of 12, achieved 8 and has maintained 7 after 8 weeks. On the school's assumption that these learners will spend 40% of their time elsewhere, 12 learners gives an fte of 7 or 8.

Conclusions

On the basis of the optimistic assumptions outlined above about Diploma take up and recruitment of learners, we believe that a core post 16 provision at AHS might involve an fte of upto 70 learners, although this would actually involve over 100 individuals.


We have encouraged the school to look to include its Science specialism by offering to provide the Science based elements of other Diplomas for other institutions. Lines of Learning where this could be possible include Creative & Media, Sport & Leisure, ICT and Land Based and Environment. We have also suggested that they seek to collaborate with other providers on a matrix of Specialist Learning opportunities covering other Diploma lines. There will be links between Retail, Business, Admin & Finance and ICT for example. Such developments might enable the commissioning of additional provision beyond the above core.

We would repeat my final conclusion from the June paper. Creating additional capacity, particularly at Level 3, at Archbishop Holgate's means removing it elsewhere. In June, I suggested that this would require the consensual agreement of other partners. National policy changes announced since June and the confirmation of a commissioning model for post 16 provision give added emphasis to the need for agreement across all members of our 14 – 19 Learning Partnership. Ultimately, national policy is increasingly dictating that the LA will commission only provision which is recommended by the Learning Partnership as being consistent with the needs of learners across the whole of York, meets quality standards and provides value for money.

John Thompson
14 – 19 Development Manager
Learning City York

30th October 2007

This page is intentionally left blank



Archbishop Holgate's School

**A Church of England School Founded 1546
A Science and Applied Learning College**

***Post-16 provision:
our plans for the future***

Archbishop Holgate's School

*Post-16 provision:
our plans for the future*



Archbishop Holgate's School

A Church of England School Founded 1546
A Science and Applied Learning Centre

VALUES

an ethos which lives Christian values into being

CARE

effective care and support with learners valued as individuals

ACHIEVEMENT

maximum achievement for each learner at all levels

Post-16 provision: our plans for the future

Introduction

Archbishop Holgate's School is committed to offering post-16 provision with a focus on applied learning, as it moves into the next phase of its development after a period of increasing popularity, examination success, a very successful inspection and increasing recognition at national level.

The Government is encouraging high performing specialist schools, ours included, to develop post-16 applied learning. We see this as right for learners in East York and a natural development of our strengths. We are therefore keen to respond to this opportunity to help enrich overall educational provision in the City.

Our plans are for a learning centre offering the highest quality educational provision. We seek maximum achievement for each learner at all levels. Central to our vision is a structured, secure learning environment, with strong pastoral care and strong support for learners. We want to build on the ethos and values of our Church of England foundation through an atmosphere within which each learner is known and valued, and developed to his or her full potential. We therefore want, through this new learning centre, to extend to post-16 learners the combination of Christian values, care for the individual and maximum achievement that is at the heart of the school's appeal and success.

We see this new learning centre as the focus of a new collaborative partnership, offering a new model for 14-19 learning across York, and raising the status of applied learning for the benefit of both learners and the future economic development of the City. This booklet forms a consultation document on our proposals. Please read it carefully and respond. Your views are very important. A reply form is attached: please return it directly to the school.

Responses will be considered by Governors at their September meeting, with a view to a determination being made about the way ahead. The closing date for

responses is *Friday 21st September 2007*. Early replies will be particularly welcome.

3

Why are we seeking to offer post-16 provision now?

The Government is committed to raising the participation age from 16 to 18. Continuity of provision from 14 to 19 is central to this. We see it as important for Archbishop Holgate's pupils to have the same opportunity for continuity post-16, whether partly or fully on-site, as those of other nearby schools.

Both pupils and parents regularly tell us they would like to see Archbishop Holgate's offering post-16 provision, to enable learners to continue studying in the environment they know, in which they have been successful, in which they have confidence, and within which they feel they will continue to succeed.

Both the Government and the Local Authority are committed to further raising attainment, increasing provision at level 1 and level 2, and increasing the provision of applied learning. Our proposals address all three issues.

A number of skill areas have been identified as critical for future employment in York and central to the future economic prosperity of the City over the coming years. These skill areas are central to our proposals.

There is increasing emphasis on addressing travel to learn issues through local provision, and increasing emphasis on learners having genuine choice as to where they study and what kind of institution they study in – school or college.

Archbishop Holgate's has not always been 11-16. Although the 1985 reorganisation of secondary education in York left Archbishop's without post-16 provision, post-16 education has long been a key feature of this ancient school, with very large numbers of pupils over many generations continuing their education at Archbishop Holgate's to 18 or 19.

Not least importantly, we are one of a small number of schools nationally which have been invited by the Government to consider adding post-16 education. The invitation is a result of our status as a high performing school and our second specialism in applied learning, and carries with it a presumption that our application to offer post-16 provision will be successful.

We have commissioned an independent feasibility study into the provision of post-16 education at Archbishop Holgate's. This makes a strong case for post-

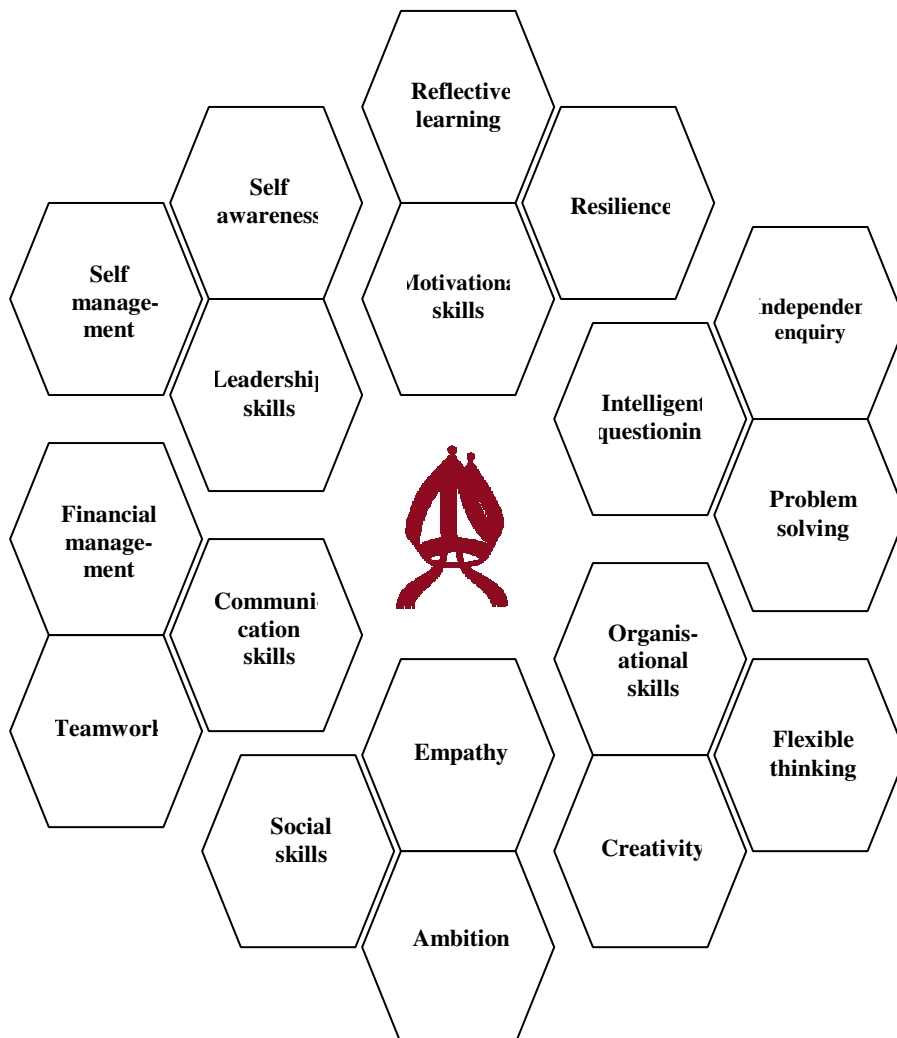
16 provision at the school with a focus on applied learning and it is in the light of the study that the following proposals have been drawn up.

4

Why post-16 provision with a focus on applied learning?

There are several reasons for this. There is currently low provision for applied learning generally in York schools post-16. Our second specialism in applied learning makes this a natural direction for the school. So does the fact that, both nationally and locally, there is increasing emphasis on offering additional applied learning and on ensuring its status is high. A number of areas of applied learning are projected to be central to the city’s economic future and to future employment: these are at the heart of our proposals.

We also see great benefit for learners. The new Diplomas form a key part of our proposed provision: these both develop academic knowledge, and apply it, to ensure relevance and deepen understanding. Research also confirms that applied learning skills (see below) are central both to higher education and to work, thus ensuring our learners will be well equipped for the challenges of flexible working and continuous re-skilling essential for employability and success in the 21st century.



The Learning Centre curriculum

We plan a new curriculum model based on *lines of learning*. This curriculum model offers a combination of

- *coherence* – studies directly related to the line of learning;
- *breadth* – genuine opportunity for a broad approach through which learners can keep options and pathways open;
- *flexibility* – real support for learners in pursuing their own specialist interests and progressing at a pace appropriate to the individual; and
- *stretch and challenge* – to ensure each learner achieves the best results of which he or she is capable.

Central to our plans are

- the new Diplomas (see below), a cutting edge qualification which is planned to replace a large number of existing qualifications, challenge ‘A’ Levels, and equip learners with the skills for both further study and employment. Archbishop Holgate’s is central to the city’s introduction of this new qualification.
- a Baccalaureate diploma qualification, combining the best of the International Baccalaureate and ‘A’ Levels, and including independent and self-directed applied learning alongside specialist study.
- core studies including Philosophy and Belief; Physical Education; a comprehensive careers programme; a full programme of visits, placements and experiential learning; supporting others within the school community, and beyond through charity work; the development of organisation, communication and leadership skills through working with the community and business; and personal enrichment through a wide variety of extra-curricular opportunities.
- traditional ‘A’ Level qualifications, offered in partnership with All Saints, Fulford and York College and available through the new Diplomas, a Baccalaureate diploma, or in their own right.
- collaborative working, with some learners able to study parts of their weekly programmes at partner schools and colleges and on placement.

- support from individual learning mentors providing advice and guidance for each learner throughout his or her time at the Centre.

6

Lines of learning

We plan over time to offer the following lines of learning. Please note that the details are subject to change depending on take-up, our discussions with our post-16 partner institutions, and the timetable for the introduction of new qualifications. Please also note that each line of learning makes up a full course of study occupying the full week. Within each line, learners will be encouraged to pursue courses offering coherence, breadth, flexibility, stretch and challenge. This may where appropriate include 'A' level work.

Business Administration and Finance

Creative and Media

Engineering

Information and Communication Technology

Manufacturing

Public Services

Retail

Science

Sport and Leisure

Society Health and Development

Travel and Tourism

Work Related Learning

a Baccalaureate diploma – subjects from Art & Design, Biology, Business, Chemistry, Design & Technology, English, German, Mathematics, Music, Philosophy & Theology, Physics, Sport Science, and others

plus Core studies (see above)

We are committed to offering a cutting-edge curriculum through a Diploma and Baccalaureate approach, to ensure that academic study is made relevant through being applied to real situations, with learners able to understand the theoretical fully but also use their knowledge to solve problems, implement new projects, or lead others. The new specialised Diplomas have a core of principal learning, but also allow for breadth through learners studying appropriate 'A' Level or other level 3 qualifications alongside the principal learning. To be accessible to a wide range of learners, they are being made available at three levels, from level 1 for those still working towards GCSE standard, to level 3, designed to be equivalent to three 'A' Levels and to offer real 'stretch' and challenge for the most able and committed learners. The new Diplomas are being hailed as the

greatest educational reform taking place anywhere in the world, and we are pleased to be at the forefront of this very important new initiative.

7

Some questions answered

How many post-16 learners do we envisage?

Our plans are for a learning centre with a capacity of 160. We plan to pilot a small number of specialist courses from September 2008. The learning centre is expected to open in September 2009 with some 65 learners, building up to its capacity of 160 over the following three years as more courses are offered.

Who will the learners be?

Our forecasts are based on 35% of Archbishop Holgate's learners continuing their education at the school by 2012; 36 learners enrolling at Archbishop's from other institutions in York, the East Riding or further afield by 2012; and a retention rate from Year 12 into Year 13 of 75%.

York College will continue, as now, to be an attractive option for many including independent learners seeking a college atmosphere and those seeking particular course combinations. Those seeking to continue their education in different areas of learning in a school environment will continue to look at other schools offering post-16 provision. Our research suggests that the learning centre at Archbishop Holgate's will be of particular appeal to

- those members of our own school community wishing to continue their learning in a familiar environment they have come to trust;
- the increasing numbers of learners who see the importance of applied learning, its relevance, and the advantages it brings for commitment, motivation, enjoyment and employability;
- the increasing numbers who judge they will make the best progress within the structure and support of a school learning environment;
- those seeking post-16 learning in an environment within which Christian principles are lived into being and within which the spiritual dimension and moral values are of central importance;

- those looking to address travel-to-learn issues by seeking local post-16 provision of high quality.

8

How will we provide the space for these additional learners?

We are in discussion with the Learning and Skills Council, the Diocese of York and a firm of architects about a new purpose-built post-16 block, on the Archbishop Holgate's site, to be opened in September 2009. This is being planned to incorporate purpose-designed teaching spaces, the latest specialist equipment, a specialist library and resource centre, and canteen and social areas, all with dedicated use by learners aged 16-19. We believe the plans offer an excellent learning environment, in specialist purpose built accommodation, for those who wish to continue their learning at an outstanding school.

How will it be funded?

The Learning and Skills Council is expected to meet 90% of the cost of new build. The school expects to meet the other 10% of the cost through Foundation Governors income, specialist grants, and earned income.

How will the new facilities support learning?

We are planning a purpose-built, specialist post-16 learning environment with cutting edge facilities, a specialist library resource centre, and full IT enablement, as well as social areas, canteen, and dedicated IT-supported areas for independent private study. We understand that as pupils reach 16 they look for new experiences and challenges, and believe the learning centre will offer an excellently resourced dedicated learning environment of the highest quality for those who embrace change, look forward to the challenge of an applied curriculum, and seek to become independent learners in an adult learning environment supported by committed staff at an "outstanding school".

What links are planned with other schools and colleges?

Collaboration has long been a key feature of the school's work; further development of partnership working is at the heart of the proposal. We are already in active discussion with our three nearest 11-18 schools – All Saints, Fulford and Huntington. York College has also agreed to work with us. Central to the plan is a common timetable structure to offer the greatest possible

choice of courses. We believe this provides excellent opportunities for learners and a strong model of collaborative partnership for the City.

9

Will the addition of post-16 provision bring with it any staff changes?

Our staff are committed and well qualified and already bring with them significant post-16 expertise and experience. As staff leave and are replaced, the school is already ensuring that staff joining the school further strengthen and develop the school's expertise in applied learning and post-16 provision. A number of additional staff will be required in line with the additional learner numbers; where the curriculum calls for particular expertise or experience, the school will therefore have the flexibility to appoint according to need.

What size does the school plan to be in the future?

One of the aspects of Archbishop Holgate's that parents and pupils value is its size – small enough for the pupils in each year group to be known as individuals and cared for as individuals. The school therefore plans to retain year groups in Years 7 to 11 at their current size of 162 and has no plans for further expansion.

What about those seeking level 1 or level 2 qualifications?

Work Related Learning is designed as an individualised programme of study with strong support and individual guidance to appeal to those working towards entry level and GCSE-level qualifications. Its flexible approach makes it particularly suitable for those with special or individual need.

Is the school well placed to offer post-16 provision?

Our 2007 Ofsted inspection judged us as “outstanding” – the highest category, awarded to only one school in twelve. Ofsted also judged as outstanding both the school's leadership and the school's capacity for further development. Our 2007 Church Schools inspection report also judged us “outstanding”. Parental confidence and parental support is good. We are fully subscribed in all year groups. Our National Test results and our GCSE results are strong. We are one of a small handful of schools nationally with three specialisms – Science, Applied Learning and Leading Edge – and also have National Support School and National Leader of Education status. The commitment of staff, Governors

and parents to post-16 provision is high. The school is strong and secure and well placed to extend its provision again to post-16 learners.

10

What are the next stages?

At the close of this consultation, Governors will review the overall plans for post-16 provision, then proceed to the publication of a statutory notice, followed by referral to the City of York Council and LSC for approval.

What criteria will be used for approval?

The criteria for decision-making are clearly laid out in legislation. They focus on the Government's desire for "the best schools" to be able to expand to raise standards and boost opportunities; increase diversity of provision; increase choice; meet the wishes of parents; address travel to learn issues and improve accessibility; and encourage partnership work with other providers. In particular, Government guidance makes it clear that "there should be a strong presumption in favour of the approval of proposals for a new sixth form where the school is a high performing specialist school that has opted for a vocational specialism". Archbishop Holgate's meets all these criteria.


What do I do now?

Please respond to these proposals using the reply form overleaf. Please return it to the school by 9 am on *Friday 21st September*.

How can I find out more?

A consultation meeting will be held at Archbishop Holgate's School on *Monday 17th September at 7.00 pm*: if you would like to find out more and ask any questions you may have, you will be very welcome. Alternatively, if you have any further questions about our proposals for post-16 provision, or if you would like more information about any specific aspect of our plans, please contact the school. We will be pleased to help.

11



*Published by Archbishop Holgate's School
Hull Road, York YO10 5ZA
August 2007*

*Designed and printed by
Archbishop Holgate's School*

ANNEX 5

***Consultation on post-16 provision at Archbishop Holgate's School
Responses***

The consultation

Some 1,000 consultation documents were issued, almost all on 24th August 2007, with a closing date of 21st September 2007. The consultation document took the form of a 12-page booklet, accompanied by an introductory letter and a response form. Copies were sent to statutory consultees, including parents, staff, Governors, local schools, local councillors and MP's. In accordance with regulations, copies were also sent to a number of other organisations with an interest in this proposal. A consultation meeting was held on 17th September 2007. The meeting was publicised in the consultation booklet itself, in the introductory letter, in the York Press, and on Radio York and Minster FM. Attendance was around 30. It was described afterwards by a number of attendees as a "good", "positive" meeting. Outcomes of the consultation were as follows:

Do you consider it desirable that post-16 provision is established at the school?

<i>Yes</i>	<i>223</i>	<i>(96%)</i>
<i>No</i>	<i>9</i>	<i>(4%)</i>
<i>Total</i>	<i>232</i>	

Analysis by category

	<i>Yes</i>	<i>No</i>
<i>Parents</i>	<i>147</i>	<i>2</i>
<i>Staff</i>	<i>55</i>	<i>-</i>
<i>Community</i>	<i>21</i>	<i>6</i>
<i>Anonymous</i>	<i>-</i>	<i>1</i>
<i>Total</i>	<i>223</i>	<i>9</i>

Responses not on response forms are reproduced in full in a separate section.

Responses in detail – YES**Total – 223**

119 respondents offered additional comments on the response sheet. These are given below. Documents received as part of the consultation are reproduced in full in a separate section. Other respondents offered no additional comments. All of these responses ticked “Yes”.

*Abbreviations have been expanded. Names of individual pupils have been removed. Text has been corrected for obvious errors. Longer responses, marked *, have been summarised, where appropriate using the writer’s original phrasing, to maintain proportionality of space between responses. Detail from staff on internal organisational arrangements etc has been summarised.*

Yes	Post-16 provision at Archbishop Holgate’s School makes excellent reading. Over the years I have been aware of parents’ disappointment at the fact that post-16 provision has not been an option at Archbishop Holgate’s School and know that many parents and pupils would relish this new opportunity at the school – myself included.
Yes	My son would be very interested in staying on at school if his chosen subject is available.
Yes	Having read the consultation document on the plans for post-16 provision, it sounds like a very positive step forward.
Yes	The area is certainly lacking in sixth form provision. Furthermore the possibility of introducing a baccalaureate option would be an important addition to choice for parents in York.
Yes	The pursuit of excellence in education must be strongly supported. I believe your proposal meets this aim.
Yes	This is a very desirable provision in our eyes as it offers 16+ education at the same school the children have attended since they were 11. Also it is this side of town for children coming in from Stamford Bridge.
Yes	The students must be given the independence to progress towards University. The curriculum must provide adequate self learning and give challenges in various areas (not just academic). The school is well equipped to take on these challenges and I wish and support it in its success to provide the post-16 provision.

Yes	I think Archbishop's is a brilliant school and could provide excellent post-16 education. This would be of great benefit to Archbishop's pupils and York in general.
Yes	I particularly welcome the emphasis on applied subjects – I hope that the school will also work hard to encourage its students to go on to higher education where appropriate – this will require dedicated time to working relationship with higher educational institutions.
Yes	We are delighted to learn of the proposals to provide post-16 provision. Particularly welcome to enable students to have continuity in established quality high performing school.
Yes	We are interested in traditional academic A levels for our son as we believe them to be ideal preparation for University. We would be happy if he could take them at Archbishop Holgate's with its supportive staff and Christian ethos. We had expected he would have to go to York College. Keeping an element of RE/PSHCE at 16+ seems a balanced idea.
Yes	I would wholeheartedly support this proposal, viewing it as an opportunity to 'round off and polish up' pupils with valuable life skills making them more useful citizens.
Yes	After having a daughter go on to sixth form college and who so much wanted to stay at Archbishop's to do it, I am delighted that the opportunity will probably be there for my son now when they enjoy a school so much and want to progress.
Yes	A natural progression for parents who are committed to a nurturing, well-rounded education.
Yes	I was very pleased to receive the booklet on post-16 provision. It is reassuring to know that my daughter would be able to continue her schooling at Archbishop's and not have to go elsewhere when she reaches 16.
Yes	Full support. The proposals offer distinctive provision at an outstanding school which is forward-looking, responsive to individual needs, has excellent care and support, and has a strong reputation in the community it serves. The focus on applied learning is a particular strength of the proposal.
Yes	I wish you every success for your plans to provide post-16 provision at your school. Results and popularity of the school are going from strength to strength.

Yes	I strongly support the idea and am very glad that the school recognises the importance of social and employable skills as well as academic skills. I look forward to my daughter joining the programme in a few years' time.
Yes	As soon as possible!
Yes	Good idea. Our daughter would be one of the first to attend and before this option became available she had already said she would not wish to carry on with her studies elsewhere.
Yes	It is a superb opportunity for pupils to further their education in familiar surroundings.
Yes	Smart thinking. This proposal should help all users to access the clear information they need to help to make informed choices.
Yes	I would like to see the opportunity to study traditional A levels at the school.
Yes	An excellent idea. I would be thrilled to see the availability of sixth form at Archbishop Holgate's. I would prefer to maintain my child within the Christian principled environment wherever possible – all the best!
Yes	Great idea to have a sixth form at Archbishop Holgate's. There are not enough places for the 16-18 year olds to study in the east side of York. York Sixth Form College appears almost like a university and will not suit all 16 year olds. Plenty of focus on Science and Engineering please.
Yes	I think it is an extremely good plan to have a sixth form. Continuity of environments and teaching staff are a much desired basis for continued education at Archbishop Holgate's School. My son starts Year 7 this term. I hope he will be able to benefit from this proposal.
Yes	This would be a benefit to the school and would create a further option for our child when reading Year 11. Had this option been available now our other child would have liked to have continued his education at Archbishop Holgate's.
Yes	I would much prefer my child to continue post-16 education in an environment that is familiar and where good relationships have been established with teaching staff and where the standard of education is high.

Yes	It would be a good idea to open a sixth form at Archbishop's. It would be nearer to go. More people would consider staying on at school if they can stay at the same place.
Yes	This is a natural progression of the outstanding work of Archbishop Holgate's School over the last 10 years. To be truly effective as a provider of high quality education Archbishop Holgate's has to break through the artificial barrier set by being only thought of as an 11-16 school.
Yes	I would be interested in this for my son, but only if A levels were an option. He is planning to go to university and therefore A levels would be desirable.
Yes	It gives pupils more choice. My children, however, are interested in taking the traditional A levels.
Yes	Continuity of education at the same site is to be fully supported providing that it is to the required standard – maintaining friendship groups and relationship between parents and the school, local provision, reduced transport. Offering a slightly different post-16 provision to that provided elsewhere would help improve provision across the city – particularly from within a school setting which some pupils might find easier to cope with and also more structured than perhaps is the case in a non school environment.*
Yes	It will be a major advantage to young people to have continuity of education from 14-19 in a single establishment.
Yes	I think post-16 provision at Archbishop's is an excellent idea. My only concerns are/were that places would still be available at York College for the children (which you have already addressed), and that not too much of the school field will be lost.
Yes	Interested in the Diploma and baccalaureate.
Yes	I would like more information regarding how students will gain entry into the new proposed sixth form – will it be based on catchment, grades, etc?
Yes	Look forward to seeing how this will work with York College to get the most from the choice of courses. Beneficial to be in an environment the students/teachers are familiar with – less upheaval with less changes. You have some excellent teachers – all should benefit from the expansion.

Yes	Excellent for the future of the school.
Yes	A school that provides outstanding education for the full range of its students at 11-16 should be given the opportunity to build excellent post-16 provision working in partnership with other sixth forms. The section on the Learning Centre curriculum in your proposals on page 6 is particularly interesting and innovative. We are fully supportive of the introduction of post-16 provision at Archbishop's. Thank you for such detailed and widespread consultation.
Yes	I fully support any further education possible. Having post-16 provision at our school is very important to the future of our children. Both of my boys have expressed an interest in higher education already.
Yes	Fantastic idea.
Yes	After experiencing the unacceptable manner in which York Sixth Form College operates, I would be delighted to think that my daughter could remain at Archbishop's to complete A levels. I feel pupils can attain more in an environment they are comfortable and familiar with and where the teachers know the pupils.
Yes	I think post-16 provision is a brilliant idea.
Yes	As a family we welcome the possibility of our son continuing his post-16 education in the safe and caring environment he is familiar with and is flourishing in. Ideally we would like him to study a broad base in traditional A levels and would welcome him being able to do these through Archbishop Holgate's School. In principle we feel that new and exciting developments are to take place over a period of time and Archbishop Holgate's School should be congratulated on being at the forefront of this. We feel we need more information as to how it would benefit our son.*
Yes	I agree that the system for post-16 should be instigated for people that request that facility. I do not think that it would help my son and should never be obligatory for people to go to school after 16 years of age.
Yes	We are delighted with this development. We are especially pleased that the school proposes to offer a baccalaureate style qualification. I am sure that the purpose built facility will prove very popular and we are pleased that it will not affect the numbers at the existing school.

Yes	It would be excellent for the school to have post-16 provision.
Yes	Support for this initiative. The range of courses and examinations/qualifications could present teaching and learning (and timetabling) challenges: I guess I would start the scheme with a syllabus that reflected the school's traditional strengths. I wonder if the University would be interested in involvement.
Yes	I fully support the proposals laid out in the consultation booklet. Not over ambitious.
Yes	This would be a more local option reducing travelling time. Pleased post-16 will be an independent unit. Hope for A level Sciences/Maths. Present A level provision is oversubscribed in locality: believe partnership could increase provision. See A level provision as complementary to applied learning as in the school's Science specialism therefore important to develop both. Would strongly support extension of school's Christian ethos into post-16. Partnership working would give the student a small secure base at Archbishop's and guide their access to larger institutions.
Yes	York Training Centre is happy to work as a partner to further learner choice and support the NEET (Not in Education Employment or Training) agenda within the city.
Yes	My son is now in his last year at school. He would like to go on to A levels. He will have to go to York College unless the school can guarantee what subjects they will be doing September 08. I think continuity within the school is an excellent idea but depending on what subjects are going to be offered. Moving from school to school is not I think a good idea as this is time consuming. If the pupils could be taught all subjects at the school I think is a more beneficial proposal. But on the whole an excellent idea once again.*
Yes	This would provide a more local option for sixth form study – to reduce travelling time and provide continuity in learning in a familiar environment.
Yes	The care taken of 16-18 year olds during this stage of growth and change is absolutely essential for their future. I am sure this care would be as extensive through a post-16 provision provided by Archbishop's as it is now through the rest of the school. I would have no hesitation in encouraging my daughter to continue her education at Archbishop Holgate's and to also send her younger sister in her footsteps.
Yes	I am slightly unsure as to why I have been asked to respond when reading page 8 of the consultation booklet suggests that the decision has already been made.

Yes	For continuity of education within a more 'personal' environment.
Yes	I believe that this is an excellent idea and will help the school in developing even higher educational standards. My daughter is currently in Year 9 so may benefit from this new initiative.
Yes	With the introduction of post-16 provision quality of pastoral care needs to be maintained, additional support staff will be needed and staff will have training needs.
Yes	It will be a good bonus for the school and give a further option for pupils especially those who find sixth form college on Tadcaster Road too daunting.
Yes	Long overdue addition to a brilliant school with excellent education history. The students can only benefit from their 16+ education being continued in familiar surrounding and to the standards they are used to. I have older children also, who have now left the education system, but feel they would have done much better in their 16+ education had they remained at Archbishop's, a place they knew and achieved good grades at rather than moving to what is now the York College.
Yes	Disappointed it was not available for my son.
Yes	I am sure that many of the pupils at Archbishop Holgate's School would love the opportunity to continue at a school they are familiar with for sixth form. Also some who thought about leaving education might consider staying on in a familiar environment.
Yes	My daughter left Archbishop's in 2006. Her travelling time to and from York College is between 3-4 hours per day by bus. For future students the easy access from the city centre or east of York would be a great advantage. However, I would like to see strong links between Archbishop Holgate's and York College remain in place as each will have particular strengths.
Yes	I would be interested to come to the meeting on the 17 th September as I found the booklet a little bit confusing. I would like to know if the school would be offering straightforward A levels. I don't know anything about baccalaureate diplomas, but am very interested to learn more about this.
Yes	It would be very good to have post-16 provision for lower level pupils.

Yes	As a Headteacher and School Improvement Partner, I believe that the high quality of educational achievement offered by Archbishop's should be capitalized on and extended to post-16. Surely our aim is to ensure more children/young people stay on at school to increase their opportunities and future prospects when they leave school. Archbishop Holgate's School demonstrates this capacity pre-16 and if government policy is correct in this context, which I believe it is, successful schools should be given every opportunity to extend that success for the good of all children.
Yes	My daughter will probably consider Archbishop Holgate's School for sixth form depending on what courses are available once it is up and running. Continuity would be good and will be welcomed by students and parents.
Yes	Just some reassurance of how the universities and colleges view the options you are proposing.
Yes	I basically support the principle of choice for both schools and students/families. I am concerned about the impact this move will have on the school community across York. We already have four sixth form schools well distributed geographically across the city and a brand new sixth form College as well as falling pupil numbers in York. Therefore, I question the need for another sixth form.
Yes	I personally think it's a wonderful idea and I know my son feels the same. The only disadvantage as far as my son and his dad feel is that the new college on Tadcaster Road has a big 'pulling' factor, but maybe 4 or 5 years down the line so to speak, with Archbishop's, then maybe they would look at it differently. I beg to differ but will view all the other colleges in the coming months.
Yes	It is good to see that provision is being made for everyone – not just high achievers. Provision across various schools/colleges needs careful thought – teenagers are not the most organized at getting to one place.
Yes	Core studies to include PE: is this the equivalent to a continuation of Core PE (Wed pm recreation, etc)? Is there provision for this as well as post-16 sport based courses?
Yes	Some of the information we have had about the post-16 provision has been quite jargon filled or not really explained the nature of the baccalaureate. I'm not quite sure which direction is advisable for our children. Transport may be complicated. Basically however very much in favour of more options for 16+ and feel the Archbishop's ethos would benefit that age group too.

Yes	An excellent provision which will enable the most vulnerable pupils to benefit from a secure environment in the locality. It will also be able to respond to their personal learning needs.
Yes	An exciting opportunity. It's great to see the school moving forward in this area.
Yes	Very interested in the Business Admin and Finance, and as discussed before, Retail. Concerned that France is moving away from baccalaureate towards A level type of examinations and how this might affect the school – and their reasons for doing so.
Yes	We think this would be a good addition to school – we hope school would not become too large to lose the personal/individual feeling it currently has.
Yes	A fantastic opportunity and I would relish the challenge of working with post-16 students.
Yes	It is essential for the school to develop competitively within York: demographics are a concern with dwindling numbers. The school must ensure that it can provide the very best in its field.
Yes	It has been a joy to work in this school since Sept 2000. It is an outstanding centre for child centred education. The post-16 development will further enhance the opportunities for the students attracted to our school.
Yes	Great opportunity for pupils to further their education in such a caring school.
Yes	It is an exciting thought that Archbishop Holgate's would have a sixth form. It is a perfect opportunity to fill a niche in York City in the light of vocational studies beyond compulsory education.
Yes	I hope that the Christian ethos the school is working hard to develop will be similarly crucial to any post-16 provision. I hope that the academic, etc, demographic of the post-16 cohort will be similar to that of the rest of the school.
Yes	This school has provided excellent provision for all my children who have gone on to further education. It would be fantastic if the school had the facilities to provide it themselves.

Yes	We believe it would be a golden opportunity to extend learning in familiar surroundings, which could create more confidence. It would also take the stress out of travelling across town at peak times in all weather conditions. Altogether a fabulous idea. Wishing you every success.
Yes	An exciting prospect for the pupils and the local community. It will further raise the aspirations of the pupils and provide good role models.
Yes	I am pleased that Archbishop's are considering post-16 education. I would like to believe that both my children could see out their education at this school.
Yes	Pupils are given a fantastic start at a school where they are known and cared for as individuals. This background will allow Archbishop's to maximise the potential of each of those learners for whom school is the best post-16 option.
Yes	Love the idea of a baccalaureate.
Yes	I think this is an excellent opportunity for older students as York is very limited in extended education.
Yes	Happy with the way things are progressing.
Yes	It would be of great benefit to the local children and the community.
Yes	The school is excellent. Both of my children enjoy attending the school and the teaching is a very high standard. Also, we live very close to the school.
Yes	My daughter would love to attend sixth form here as the school has such good results and she would like the continuity of attending the same school.
Yes	I think it is an excellent opportunity to provide a stable extension in familiar surroundings for continued learning prior to University. I was surprised to find there was no sixth form already here.
Yes	I consider it a good thing for this side of the city.

Yes	I have always felt that schools are the best place to have sixth form provision – pupils still need care and encouragement at that age and I feel that Archbishop’s is best placed to provide that.
Yes	Yes. However I do think there is a value in students leaving school to go to a different sixth form or college as remaining in the same environment could lack some challenge. I also have some questions over whether empathy, resilience and ambition can be taught!
Yes	Support aims. Not sure whether our own daughters would stay post-16, depending on their subject choices at the time. Funding?
Yes	As a travel aspect it would be a lot more convenient for the children to travel to. My son is keen to go to sixth form but it may encourage other children who are not so keen to stay on if it was closer to their usual environment and friends.
Yes	The proposals seem to offer a good mixed package, suitable for a variety of students, which is very positive for Archbishop’s sense of social inclusion and cohesion. My Year 8 daughter already identifies strongly with the school and is very excited by the plans.
Yes	Will benefit many pupils and staff.
Yes	Feel it would provide continuity for my daughter who is settled and happy in her existing environment.
Yes	Yes – providing pre-16 courses don’t suffer, sufficient research is conducted at partnership schools to ensure courses offered will be viable, and staffing and financing the new block won’t stretch existing resources.
Yes	I attended the post-16 at my high school and felt I had to move to a different provider it would have been unsettling and disruptive to my study. I feel the continuity is important.
Yes	Consideration must be given to pastoral issues of 17-18 year olds. Staff should be given every opportunity to expand their training and development.
Yes	I feel that pupils attending our school will benefit from being able to continue their education with staff and friends they already know.

Yes	Archbishop's has the potential to offer excellent post-16 opportunities for its pupils and pupils around the city. There is a shortage of vocational courses available for post-16 students across the city. Archbishop's has the commitment, determination and vision to provide these courses and deliver them effectively.
Yes	It sounds very exciting. Do you think post-18 institutions will be in a position to make sense of the new qualifications, will many still be wanting traditional A levels, and is this going to make it more difficult for students to progress beyond school? I would also have some concerns if some subjects had to be delivered on another site /school, with the possible fragmentation of academic and pastoral oversight, not to mention transport and social/friendship issues. Having said that, I think it's definitely time Archbishop's had a sixth form (again!) and it would be a great opportunity to build on the excellent progress the school has made over the last few years.
Yes	It is important to have strong links with York College and other schools with sixth forms to offer full range of options.
Yes	The proposals sound interesting and very promising. I am a little confused about diploma and baccalaureate, and would be grateful for clarification of this as well as for any other information from the consultation evening which, sadly, we were unable to attend. I wish you every blessing and success in your plans.
Yes	I feel that this can only be a positive move for the school.
Yes	As an ex pupil, 1970-76, and now a father, I acknowledge the benefit of further education to the age of 18/19 in the same establishment. This was one of the reasons why my two sons went to Huntington. The new curriculum will give the students better skills sets for when they move on into the work place or university.
Yes	There is broad support for post-16 provision as many parents consider it the "missing element" in the Archbishop's offering. The Governing Body of Osbaldwick Primary School would be encouraged to see this happen as it would enhance what is available on the East of York, a good thing with the advent of Derwenthorpe and Campus 2. There are parental anxieties over children who would need to move or travel to other sites around the city as well as the current lack of facilities. You have the school's support in this move and if we can do anything further to help in moving this forward, we will be happy to do so.
Yes	The school is already seen as 'outstanding' with high expectations of staff and pupils and excellent results so fully support 16+ education. An excellent opportunity to continue to study in an environment they already know. Concerns about extra pupils on site as always been a 'small' school.

Yes	Will benefit both children and school greatly.
Yes	After attending the consultation meeting on 21st September and reading the booklet, we feel this is a fantastic opportunity for the school and pupils. We feel this will enhance what is already a top performing and successful school.
Yes	It would be to our children's benefit to continue their education in such excellent programme of education in which the individual's progress is key to academic progress. Archbishop Holgate's School is where we want our children to remain until they are 18. A baccalaureate offers a more complete and rounded approach to education and we hope our children benefit from this. Good luck and we support it fully.

	<p style="text-align: center;"><i>Responses in detail – NO</i> <i>Total - 9</i></p> <p>All nine responses in this category offered additional comments. The six comments written on the form are given below in full. Three longer responses set out as separate documents are reproduced in full in a separate section. Abbreviations have been expanded. Text has been corrected for obvious errors.</p>
No	There remains significant room for improvement in how the school currently delivers the very best opportunities to its pupils without looking for distractions. There is already sufficient high quality post-16 provision within York.
No	There is a perfectly good sixth form on Tadcaster Road – no need. Not fully inclusive – there are high performing and low performing needs in the city.
No	I welcome the desire of the school to engage students not in education, employment or training. I feel many of the proposed courses are not viable and certainly not on the scale envisaged in the proposals booklet. There will be overcapacity in post-16 provision in York as the student numbers fall and the new specialised Diplomas will dilute the numbers on existing A level courses. I am also very concerned that this proposal for post-16 provision will affect the economic viability of existing courses in the city and may actually lead to reduced choice. Finally, I feel this proposal is very divisive of good collaborative working in the city. It seems to be about the expansion of one school at the expense of other schools and colleges at the exact time when we are going into a 10-20% reduction in post-16 learners. It would never have been seriously considered without the “presumption”. This is a strange concept – that there should be a presumption that new provision can be established regardless of the educational or economic justification for it. It is clear we are moving into a period when educational funding will be reduced. This is not the time to expand scarce resources on unnecessary provision.
No	There is an excellent centre for post-16 provision at York College. Demographic changes will result in reduced numbers in the east of the city in the next few years – sixth form provision is not necessary or desirable.
No	I think there are serious concerns about duplication and overprovision of post-16 courses in South and East York (and indeed the city as a whole) especially in view of the demographic projections. Consequently for financial, social and environmental reasons, I cannot support the proposal.
No	There is already excellent provision and children would not be able to stay in their own communities.

***Post-16 provision at Archbishop Holgate's School
Consultation meeting***

17th September 2007 at 7.00 pm

Attendance: 34 including parents and prospective parents; representatives from City of York Learning Culture and Children's Services, Learning and Skills Council, North Yorkshire County Council, York Training Centre, York 14-19 Partnership; one councillor; four members of the Archbishop Holgate's senior leadership team and the Vice-Chairman of Governors (in the chair).

The meeting opened with a presentation on the proposals – local and national imperatives driving the rationale for the proposal; locality-based delivery; partnerships; lines of learning and draft curriculum offer; learner numbers; staffing implications; ethos; new build; finance; and timelines. This was followed by question, answer and discussion, with the following key points emerging.

New qualifications – Diploma courses may last for one year or two, depending on level. The Diplomas have strong support from Government, from employers, and increasingly from Universities. Archbishop Holgate's is leading the city in aspects of the Diplomas. Work is underway on 14 Diplomas; Science is a possible fifteenth. Baccalaureate qualifications occupy a full working week and already have high credibility with Universities. Work based learning is for those working towards basic qualifications and is designed to ensure that lower achieving learners have equal access to appropriate provision.

A Levels – the school believes there is currently good provision for A Level in the locality and has no immediate plans to introduce them; where A Levels form part of a Diploma qualification it plans to offer them through other providers.

Partnership working – collaboration is integral to the proposals; this will increasingly become the norm for all post-16 providers, and experience shows it is a successful way of offering choice. The school has good links with businesses who are positive about the Diploma. The school is committed to maintaining a positive working relationship with York College. Schools in the locality are committed to a collaborative approach. Half-day blocks are envisaged. In the event of oversubscription, the selection process to be followed is to be worked out with partners as part of a city-wide approach.

Ethos and values – maintaining the current ethos, values and expectations is an integral part of the proposal. The school is committed to maintaining these key elements. It is also committed to impartial information, advice and guidance to learners.

Buildings and finance – for capital funding (new build), the school must find 10%. For revenue funding (ongoing staffing and running costs), funding will be attracted in line with learner numbers, courses followed, retention and success. The proposed site for the new Learning Centre is on the east side of the current school. Attention is being paid to parking, and to issues of sustainability in both the building and transport.

In conclusion – a parent summed up the meeting by saying he has originally felt that with a new College in York a Learning Centre might not be needed, but he was fully persuaded that the proposals offered important new provision.

Responses submitted as separate documents

Askham Bryan College

I have read with interest your consultation document proposing post-16 provision at Archbishop Holgate's School. May I offer you our support and best wishes in your new venture. The school indeed has an excellent reputation and can be justly proud of its achievements. To offer extended provision to 18 is a natural step and one which many parents and young people will appreciate. I note with interest your desires to implement the new Diplomas and look forward to working with you in the future.

Canon Lee School

Thank you for the opportunity to comment on the proposal to create post 16 provision at Archbishop Holgate's School. We recognise the achievements at Archbishop Holgate's and appreciate the role the school is playing in a number of areas both locally and nationally and recognise the desire of the school to develop further into post 16 provision in the belief that the school can make a positive contribution to the sector within the City. We would like to support the further development of the school however we do not believe that the current proposals are in the best interests of the City or of Canon Lee School students and therefore do not support this proposal.

Students at Canon Lee currently enjoy access to an enormous range of post 16 opportunities mainly at York College but also at other schools and providers in the area. The demographic profile of York post 16 is projected to significantly reduce by some 10% over the next few years which will in itself cause the College and other post 16 schools to review their programmes; the likelihood being a rationalisation of curriculum provision in order to remain cost effective and a real pressure on retaining the same offer. Should the numbers of learners reduce significantly at York College they would not be able to offer the same breadth and depth of opportunities to our students and our students would therefore be disadvantaged. The same would be true for Archbishop Holgate's students who may have wished to access the wider range of courses at York College.

Should the Governing Body at Archbishop Holgate's School decide to proceed with this proposal the pressure on to other 11-16 schools in the City to also develop post 16 education would be likely to increase. The impact on the current providers and especially on York College would be increased as all institutions were faced with a demographic downturn and an increase in provision leading to a further reduction in the range of opportunities available to students from Canon Lee at the College and across the City as institutions were forced to focus on 'cost effective' programmes.

The most recent Strategic Area Review concluded that the post 16 provision in York was appropriate with the current range of provision: 11-16 schools, 11-18 schools and York College. It identified a need to consider developing further opportunities for the small number of students who may go on to be 'NEET' (Not in Employment, Education or Training). The section of the proposal relating to these students is brief and does not appear to reflect any new initiatives to address these issues, as a priority area for the City any additional support for these students should be considered carefully. The early evidence from Burnholme College's 'Stepping Stones' project would suggest that these students can be supported by their local school in their local area post 16 without the need to provide a full post 16 provision.

We are concerned that the proposal appears to suggest that most of the new Diploma courses would be offered by the school even though decisions have yet to be made by the 14-19 partnership as to

where these courses should be offered. Clearly a strategic city wide planned approach is vital to the success of these courses in order to ensure appropriate support and resources and to ensure that cost effective groups are available.

In summary we believe that the proposals would not be in the best interests of Canon Lee students as they would lead to a reduction in their choices and opportunities. We do not believe that the proposals are in the best interests of the City at a time of falling rolls when they appear to largely replicate opportunities which already exist in other institutions. We do however believe that there could be advantages in developing opportunities for collaborative working where this increases opportunities for young people or offers real opportunities for students who would otherwise be unlikely to consider further education.

Fulford School

I gave a preliminary view on this to the Governors of Archbishop Holgate's School last term. The points raised then still stand. The introduction of Specialised Diplomas with effect from September 2008, the priority to provide appropriate courses especially at Levels 1 and 2 to reduce the numbers of NEETs, the projected figures for York showing a fall in student numbers over the next few years in conjunction with the presumption all demonstrate the need for collaboration between all education and training providers. Consequently I can offer support to the proposal to establish post 16 provision at Archbishop Holgate's School with the following riders:

- The Applied/vocational offer is fine, and indeed there is currently a gap in locality based learning at Level 1 and 2 in the East of the City which this proposal will hopefully address.
- It is also right that this is the route that Archbishop Holgate's intend to take and thus avoid duplication of Level 3 courses and meet learner needs.
- The rationale for establishing post 16 provision at Archbishop Holgate's points out the advantages of continuity of learning on site and parental demand. Concern here relates to how this might lead to the call for/establishment of Level 3 courses duplicating provision that already exists and so diluting this especially in light of demographic trends. Having said that it was therefore reassuring to hear John Harris state at a 14-19 Planning meeting involving all heads of post 16 provision the LA and the LSC on Monday 9 September 2007 that " Archbishop Holgate's have no plans to introduce and set up "A" level courses".
- I am unclear what is meant by the offer of a Baccalaureate diploma qualification especially in light of information that this cannot be offered within the city except at York College and Huntington (subject to successful application of their joint bid).
- We are happy to work in partnership with Archbishop Holgate's and other post 16 providers regarding traditional "A" level provision especially where some students may pursue a Specialised Diploma at Archbishop Holgate's and then supplement this by following AS courses at Fulford.
- Specialised Diplomas. As your document points out details will be subject to change so whilst agreeing in principle there may be future issues to resolve between schools and the LA regarding which centres should offer which Diplomas and at which level. However these are still currently under discussion at locality level and by the 14-19 Planning Group. Certainly we will wish to offer Diplomas related to our specialism (e.g. ICT) or where we had already expressed this interest to the LA (e.g. Business, Society, Health & Development etc). It is essential that duplication is avoided.
- The LA has pointed out the decreasing number of post 16 students that will emerge over the next few years. This may have an impact on the numbers put forward in these proposals.

Learning City York

York's 14 – 19 Learning Partnership is tasked with strategic development of 14 – 19 provision within the LA area which will enable all young people to access the National Entitlement (to be in place by 2013) and raise participation and progression rates (all young people should continue participate in education to the age of 18 by 2015). Archbishop Holgate's School, along with all York's secondary schools, two Colleges and a consortium of training providers, is a member of the partnership. The Local Authority is the lead strategic partner, working closely with the Learning and Skills Council. These two organisations fund the partnership's activity.

We want to support the school's proposal and have been working with it, and other partners, to develop a strategy which will lead to the successful and efficient delivery of high quality provision across the entitlement. This clearly requires agreement across the partnership on the contribution that each partner will make to that whole city entitlement. This work is continuing. It is, therefore, unfortunate that the rules underpinning the "Presumption" dictate timelines for the school to progress their proposal which conflict with this process. The contribution that partner providers will make to the provision of the lines of learning the consultation document suggests that the school will offer have not yet been agreed within the Partnership.

The remainder of this brief initial response will summarise those elements which we are pleased to see included in the proposal, those about which we are seeking further clarification and those where we would encourage the school to reconsider its plans. John Harris (Headteacher) has attended either group or individual meetings where these issues have already been aired.

Provision at Levels 1 and 2

We were disappointed by the lack of emphasis on, and detail about, Level 1 and 2 provision in the consultation booklet. This had been a strong theme in the earlier feasibility study and previous position papers from the school. At the consultation meeting (17 September) the strong statements about the school's commitment in this area, and to provision for vulnerable and challenging learners, were most welcome. We have repeatedly emphasised to all partners that the forthcoming raising of the participation age, the need for more learners to reach Level 2 to enhance their life chances and the moral imperative to reduce the number of young people who are NEET (Not in Education, Employment or Training) mean that an expansion of Level 1 and 2 provision post 16 is necessary, along with new and creative approaches which will make this provision more attractive than hitherto.

A – Levels

We welcome the statements made at the consultation meeting confirming that the school does not propose to offer A – Level Courses. This line is consistent with the recommendations of the earlier feasibility study, the Strategic Area Review and our own analysis, which clearly indicates that a reduction and consolidation of A – Level provision will be needed over the next few years. However, there is a need to clarify the nature of the contribution of A – Levels to level 3 Diplomas that the school might offer. A Diploma at level 3 will be equivalent to 3 A – Levels. It could contain an A – Level as part of the Additional / Specialist Learning component. Diploma learners based at the school would have to study such an A – Level at another institution. In taking plans for level 3 Diploma provision forward there is clearly a need to look at the relationship between additional and specialist learning. If significant proportions of learners take an A – Level as additional learning it might prejudice the development of a range of new specialist learning opportunities, due to lower learner numbers.

Baccalaureate diploma qualifications

In earlier discussions we have made it clear that we believe it is extremely unlikely that the school will be able to offer the International Baccalaureate Diploma because of accreditation and funding arrangements. We also believe that attempting such a development could detract from the school's

stated focus on Applied Learning and diminish the impetus behind other developments. High quality provision would be more likely to result from a clearly defined, limited and focused range of developments. At the consultation meeting the Cambridge pre – U Diploma was mooted as a possible choice of level 3 course. All available information on this qualification (which has yet to be accredited by the QCA) leads to the conclusion that it will be a “traditional” academic level 3 package. The school’s feasibility study suggests that there is no need to expand such provision in York. We believe that the school should reconsider its proposals in this area.

Learner Numbers

We would like the school to provide more rigorous analysis to support its projected learner numbers. In particular we would like firmer data relating to the number of learners the school expects to recruit from the East Riding of Yorkshire LA and other York schools. Alongside this, further information about the number of learners the school expects to recruit at each level would also permit a more coherent and considered analysis of the number lines of learning the school could sustain. It must be remembered that, in the future, the LA will be responsible for commissioning post 16 provision and that demand will be a critical factor in the commissioning process, which will be constrained by fixed budgets.

Lines of Learning

We welcome the statements made at the consultation meeting relating to the distinctive nature of the proposed provision. The school intends placing the new Diplomas, and their associated lines of learning, at the core of its provision. This is a very positive feature of the proposal. We would, however, like the school to consider reducing the number of lines of learning listed in the consultation document. This request is made for four reasons:

1. The number of full time equivalent learners envisaged would be unlikely to sustain the 10 diploma lines suggested (to which a commitment to potential involvement in another – Land Based & Environment – has subsequently been added), particularly if learners are to be distributed across 3 levels (even allowing for some co-level delivery arrangements). The best advice available from colleagues at the LSC is that the minimum number of learners necessary to sustain a delivery group will be in the region of 10 to 12 under the commissioning model.
2. Commitment to a more limited range would allow the school to focus on developing the highest quality provision, enhance that provision’s distinctiveness, contribute provision in new lines of learning which would be genuinely complementary to that offered elsewhere and enhance the school’s “Leading Edge” status as an innovative and “cutting edge” provider.
3. We agree with the school that there is a need to increase the breadth of provision available to post 16 learners. Demographic factors mean that, at level 3, this expanded breadth will be accessed by fewer learners than is currently the case. As indicated above, this must be accompanied by the removal of some existing provision – it will not be possible for everybody to do everything, or even everything that they aspire to do.
4. Other partners have already committed resources and engaged in development work in many of the lines of learning listed in the consultation document, in some cases in advance of Archbishop Holgate’s doing so. They, too, can demonstrate considerable records of achievement in the relevant areas. Reducing the number of Diploma lines of learning in the proposal would recognise the legitimate interests and aspirations of other providers and powerfully demonstrate the school’s stated commitment to collaboration, trust and openness.

As previously stated, we want to support the school’s proposals, not least because the development of post 16 provision at Archbishop Holgate’s offers the opportunity, through the capital funding attached to the “Presumption”, to provide significant new facilities to support Diploma learning in York. We hope that the school will give serious consideration to the issues raised above and would be happy to discuss them further with Governors and Senior Leaders.

Parent

We are in favour of Archbishop's offering post-16 education. In part this is because any additional options at the stage must be a good thing. More importantly, we think that for some children the opportunity to continue learning in an environment they are familiar with and teachers who already know their strengths and weaknesses is valuable. We also feel that Archbishop's has risen to a number of challenges in recent years in improving its standards and would seem well placed to apply what it has learned from these experiences to this new challenge. Our main concern is that as a relatively small establishment it may be difficult for Archbishop's to offer a full range of subjects at this level. To an extent we feel this is an advantage, as we think that some of the more 'trendy' subjects are of less benefit at least to the more able students, though we do feel it is important to be able to offer a full range of core subjects. Our other concern is that you seem to be working more towards diploma and baccalaureate qualifications rather than traditional A levels, and although we accept this may be a better all round educational standard we feel they may be less acceptable to prospective employers.

Woldgate School

I write on behalf of the governing body of Woldgate College Pocklington to object to your proposal to offer post-16 education at your school. We are objecting because we believe it is totally unacceptable for you to seek Learning and Skills Council money to build post-16 accommodation when York is already so richly catered for in this area. York College has just been rebuilt at a cost of £60 million, which included a substantial contribution from the LSC. At the topping out ceremony Chris Banks, Chair of the LSC, described this as 'the largest Further Education new build in the country'. The College now provides superb accommodation for post-16 students and we do not believe that more such accommodation is needed in the city. Meanwhile, many students in existing sixth forms in rural schools surrounding York are being taught in accommodation that is old, poorly equipped, and in some cases totally inadequate. We believe that, instead of paying for yet more state-of-the-art accommodation in the City of York, the LSC should use their money to improve the facilities available to those Post-16 students who choose, or are forced by reason of distance or lack of transport, to study in rural schools. If you wish to have a sixth form at Archbishop Holgate's you should either accommodate it within your existing buildings or fund a new building yourselves.

York College

We are grateful for the opportunity to respond to the consultation exercise being organised by Archbishop Holgate's School with regard to its proposal to offer post-16 provision. Despite good relations with a school which we have always considered a "partner school", and a genuine desire on our part to see the school succeed, we remain unpersuaded by the arguments put forward for post-16 provision there. Our concerns are primarily that (1) the proposals do nothing to address the real needs of the City as identified in the recent Strategic Area Review (StAR), and may even worsen the situation by fragmenting provision (2) there is insufficient consideration given to the serious risks to the school's own performance and reputation in the proposals, and (3) the breadth of curriculum suggested cannot be achieved with the number of learners proposed even if those learners materialised.

Meeting the needs of the City

The recent Strategic Area Review of educational provision in the City of York carried out under the auspices of the local Learning and Skills Council concluded that the pattern of secondary and tertiary provision in the City was appropriate to its needs. 16-19 provision, particularly at level 3 (A level

equivalent), is broader and stronger than might be expected in a city of York's size, largely because the College has been able to create a significant critical mass by drawing a substantial number of young people each year from outside the City's boundaries. For example, in the 2006-07 year 3508 full time 16-19 year olds were enrolled at the College of whom 1308 (43%) were from postcodes outside of the City of York. These learner numbers enable the College to provide a very broad curriculum with a degree of flexibility in the construction of individualised programmes of learning which is rare anywhere in the country and which has proved very popular with learners. There is no evidence that appropriately qualified 16-19 learners seeking level 3 courses in York are unable to find an appropriate programme of study. With a curriculum offer which is predominantly at level 3, it is difficult to see to what unmet need the Archbishop Holgate's proposal is seeking to respond. By fragmenting the provision of level 3 across the City, however, the school risks diluting the offer available to learners. The range and flexibility available at the College is only sustainable as a result of the numbers of learners enrolling each year. Most of the 160 post-16 learners the school expects by 2012 would otherwise be coming to the College. If the school did recruit at this level (and we have serious doubts that these numbers will materialise – particularly if genuinely objective information advice and guidance is offered) it would reduce the College's capacity to offer the range and flexibility of provision which has been such an asset to the City over recent years. This risk is exacerbated by the demographic decline in 16 year olds after 2008, and by the fact that agreement to post-16 provision at Archbishop Holgate's will almost certainly lead to other 11-16 providers in the City seeking the same dispensation. Once the College's capacity to offer its range and flexibility begins to be undermined in this way, it will be less attractive to learners, including those from outside the City, and the City's collective post-16 curriculum offer is consequently impoverished. Perversely, we would find ourselves in a situation in which there may be more institutional choice for post-16 learners but less real curriculum choice.

We are disappointed that in the area of level 1 and 2 provision, where the StAR did identify unmet need in the City, the school's proposals have little to say. It is evident from our discussions with the school that its key post-16 targets are learners for whom provision is already being made rather than those for whom there is an identified gap. This is especially puzzling in light of the emphasis on locality based provision in the consultation document. We believe that there is ample evidence that young people who have achieved level 2 qualifications at 16 are perfectly happy to travel for their level 3 courses (and the College has traditionally made this easier by providing an extensive and growing bus service). The argument for locality based provision would appear to be strongest for those who are the most vulnerable and who require the most support. If the school's analysis was genuinely needs-led, we would have expected this group to feature much more prominently.

The Risks to the School

Establishing new post-16 provision in a school which has no recent history of it is not a risk-free undertaking. The skills and experience required for successful post-16 work are quite different from those needed in an 11-16 context both in the sense of working at level 3 and with post compulsory provision. The relatively small learner numbers planned in the early years, combined with the breadth of curriculum proposed, suggest that post-16 work will be only a small proportion of the workload of any individual member of staff. It will be some time, if ever, before post-16 specialists could be justified. The likelihood, therefore, is either that the school will struggle to develop the post-16 specialist infrastructure necessary to make a success of the venture or that it will create such an infrastructure at the expense of its 11-16 provision. Partnership with other institutions (the 11-18 schools and the College are named in the consultation paper) will not resolve this dilemma, as, once post-16 provision becomes a core element of its own activities (and one on which it will be subject to external scrutiny and judgement), it cannot simply rely on third parties. We believe that the proposal would benefit from a very careful risk appraisal in relation to this with a clearly identified risk management strategy.

Projected Learner Numbers and the Curriculum Offer

We frankly cannot see how the ambitious proposals for 12 lines of learning based largely around (the as yet untested) specialised Diplomas, plus a mix of A levels and a Baccalaureate diploma can be delivered with a cohort of 160. Assuming that all learners are on two year programmes (which itself raises issues about the level 1 and 2 provision) with a 25% attrition rate, the year 13 cohort would have around 70 learners once the full learner numbers are reached. The year 12 cohort would, therefore be around 90 learners. Average class sizes would consequently be unfeasibly low even allowing for some overlap of groups and would either be unsustainable or paid for at the expense of the 11-16 element of the school. The notion that this will somehow be made possible by partnership working is, we believe, naïve in light of the observations made in the section on the risks to the school above. All of this assumes that the figure of 160 can be reached. We have serious doubts that this is in fact the case.

A further concern which the College would have was well expressed by a local 11-18 school Headteacher at a recent Partnership meeting. He commented wisely on the conflict he faced between, on the one hand, providing objective information advice and guidance to young people and their parents to enable an informed decision about their choice of post-16 provision, and on the other, the need to ensure viable post-16 learner numbers in his own institution, and the financial and educational consequences of failing to do so. In our experience, this is a dilemma which is rarely resolved satisfactorily because the school is not in a position to make a genuinely disinterested judgement.

Conclusion

The paragraphs above outline the main reservations we have about these proposals. Two others are worthy of note, however. The first is in relation to a strategy for capital investment in educational provision in the City. The College has just made a £60m capital investment, much of which is to serve the needs of 16-19 year olds. If, as seems likely, the success of the Archbishop Holgate's proposal triggers a spate of similar requests from other 11-16 schools all accompanied by capital requests, we are in danger of creating a series of "white elephants" not least when set against a backdrop of sharp demographic decline. The already high post-16 participation rates in York mean that, even allowing for the effective raising of the age for compulsory involvement in education or training to 18, there will be no increase in the overall numbers once the demographic downturn is factored in and, anyway, it is expected that there will be a significant shift into apprenticeships, rather than full-time college or school, among this cohort. This is not an argument for reducing capital investment – we are more aware than most of its value – but of ensuring that the investment is strategic and is needs driven.

Secondly, we would like some further clarification of the phrase, "an environment within which Christian principles are lived into being and within which the spiritual dimension and moral values are of central importance" particularly as we understand that this is not a faith based proposal. What commitment would need to be made by young people joining year 12 and what, if any, are the practical implications of that commitment? If the commitment is onerous, it risks reducing the target cohort still further. If it is a commitment to respecting others and operating within a moral framework, how does that differ from what might be expected in any civilised community? The school will be aware from previous meetings that the idea that moral values and a spiritual dimension are the sole preserve of faith based institutions is one which is strenuously challenged by those of us working in secular institutions.

Although much of this response has been couched in terms of the needs of the city and the impact on institutions, ultimately our concern is for the individual learners. We are unconvinced that these proposals will do anything significant to meet the needs of those learners who have not achieved the entry standard for level 3 courses by the end of year 11 (the group most at risk and for whom provision is currently inadequate) and, by fragmenting level 3 provision in the city, it will actually lead to a reduction in the real curricular (as opposed to institutional) choice available to learners.

York High School

Thank you for the opportunity to respond to your consultation document on Post 16 provision at Archbishop Holgate's School. This response is submitted on behalf of the SLT at York High School as it has not been possible in the time frame to consult with governors.

1. We welcome the commitment in the proposals to address our shared concerns about the provision for young people post 16 who are working at level 1 and 2 or even below. We share with Archbishop's the view that some of these young people and those who are NEET (Not in Education Employment or Training) have not always been best served by the current provision. We know that these are some of our most vulnerable young people and if we can make an impact with these learners it will be of huge benefit to them but also the communities in which they live.
2. We welcome the piloting of a baccalaureate diploma. We believe that this different approach will be of benefit to those young people who desire a broad based but challenging programme post 16. We are aware that other institutions in the city are considering this development and we are happy to support the Archbishop's proposals subject to them seeking partnership in this area of the curriculum.
3. We of course support the development within Archbishop's of some of the new specialised diploma lines. This is a development which all secondary schools are taking on board. The list published in the consultation document is challenging and unlikely to be achievable in full on the post 16 cohort you are intending. We presume that this list will be amended in discussion with immediate locality and wider partners.
4. The proposals for A level provision are a little less clear. In the current situation there is the obvious desire to meet the demands of parents to provide A level courses available elsewhere but there are wider implications. The new funding arrangements for post 16 after 2010 and the well documented reduction in students numbers over the next few years requires that there must be partnership between providers if as a whole we are to get best value for all young people across the city. We trust that this is the intention.

The developments at Archbishop's have provoked a welcome and long overdue debate about post 16 provision in the city. As the leadership team of a neighbouring 11-16 school we fully support the development of post 16 courses at Archbishop Holgate's; it is an aspiration we share. We also recognise our obligation to the wider community and we hope this will be a central feature of the evolution of Archbishop Holgate's School. We wish you well in your work.

Other responses

North Yorkshire Business and Enterprise Partnership

We wish you all the best with the consultation and, should the proposals go ahead, we will of course continue to support the school on what would be a very exciting venture.

Specialist Schools and Academies Trust

The second specialism is being actively supported by the Applied Learning Networks team of Specialist Schools and Academies Trust. A very exciting time for the school. Every success.



Meeting of Executive Members and Children's Services Advisory Panel

6 December 2007

Report of the Director of Learning, Culture and Children's Services

Local Authority (LA) School Governors

Summary

1. This report provides information about the current position with regard to vacancies for LA seats on governing bodies, lists current nominations for those vacancies, as detailed in Annex 1, and requests the appointment, or re-appointment, of the listed nominees

Background

2. National benchmarking data on governor vacancies indicates a national average of 12% for LA governor vacancies. York has no LA vacancies at the time of writing this report.
3. Some vacancies will be generated by those existing governors not wishing to stand for a further term of office. The following table summarises the current position of LA vacancies and appointments in City of York schools.

Total number of LA seats in City of York schools	174
Number of LA seats currently filled (or held)	160
Number of new LA appointments addressed by this paper	7
Number of LA reappointments addressed by this paper	0
Number of LA vacancies remaining after this paper (excluding those where a nominee has been identified or where it has been agreed to hold vacancies)	5 (3%)

Political affiliation of LA governors		
Party	Number of governors	Percentage of all LEA governors
Labour	19	11%
Lib Dem	16	9%
Conservative	3	2%
Green	2	1%
Independent	3	2%
Others	131	75%

Identification of vacancies

4. The overall picture of governor vacancies is informed by a detailed database, which includes records of all schools, the structure of their governing bodies, individuals who serve as governors and terms of office.
5. From the database can be determined such information as current vacancies and terms of office which are due to expire. In this way the Governance Service can clearly identify in advance the actions which are required and act accordingly.

Reviewing Vacancies

6. The vacancy position is under constant review. When potential new governors are identified the candidate is interviewed to discuss their interest and suitability. The Chair of Governors and headteacher are also asked to meet with the candidate and show him or her around the school prior to nomination for appointment. This allows the school to assess the potential candidate in terms of a good match for the needs of the governing body and current governors.
7. Where a term of office is due to expire, the individuals are contacted to ask whether they would like their name to be put forward again for reappointment. Chairs and headteachers are contacted to invite any relevant supporting information. Where a reappointment is appropriate, this is included on the nomination paper for consideration by the Executive member with the Advisory Panel.
8. All Local Authority governors are required to apply for an enhanced disclosure from the Criminal Records Bureau.

Political Balance

9. In York the LA governor seats are filled on merit, rather than by strict consideration of political balance. Just under a third of LA governors are, in practice, linked to one of the political parties. Amongst this number there is a balance which very broadly reflects the political balance within the authority. As and when a situation arises in which any party has significantly more

seats than their political representation would indicate to be appropriate, steps may be taken to redress the balance over a period of time, whilst always considering the need to identify the best possible governor for a school, rather than taking account of individuals' political affiliation.

Consultation

10. Consultation on the nominations for appointment has been undertaken in accordance with the agreed procedure for the appointment of LA governors.

Options

12. Executive Members have the options of appointing/re-appointing or not appointing to fill vacant seat as proposed at Annex 1.

Analysis

13. If Executive Members choose not to appoint to fill vacant seats this will have an detrimental impact on the work of governors bodies and their ability to meet statutory requirements.

Corporate Priorities

14. This is a statutory function, and as a result, not related to specific individual corporate priorities.

Implications

14. There are no implications relating to equalities, crime and disorder, ITT, property, financial, legal or HR issues arising from this report.

Risk Management

15. In compliance with the Council's risk management strategy, there are no risks associated with the recommendations of this report. Good active governance arrangements do contribute to effective school management arrangements and, as a result, reduce risks to the organisation.

Recommendations

16. The Executive Member is recommended to appoint, or re-appoint, LA Governors to fill vacant seats as proposed in Annex 1.

Reason: to ensure that local authority places on school governing bodies continue to be effectively filled

Contact Details

Author:

Sue Pagliaro
Governance Service
LCCS
Tel No. 4258

Chief Officer Responsible for the report:

Pete Dwyer
Director of Learning, Culture and Children's Services

Report Approved **Date** 26 November 2007

Report Approved **Date**

Specialist Implications Officer(s)

None

Wards Affected: *List wards or tick box to indicate all*

All

For further information please contact the author of the report

Background Papers

None

Annexes

Annex 1 details the current position of LA governor vacancies and lists those governors who are being nominated for appointment or re-appointment.

LA GOVERNOR NOMINATIONS AND VACANCIES: AUTUMN TERM 2007

PRIMARY SCHOOLS

Name of School	Acomb Primary School				
Number of LA Governors	2	Total number of governors			12
Current appointees	Affiliation	From	To	Restanding	Vacancy since
Mr A Rodaway	None	01/09/2006	31/08/2010	N/a	
Vacancy					01/08/2007
Nomination (s) for 1 vacancy					
Mr A Morrale: Having served as a parent governor at Acomb Primary School whilst my daughter was a pupil there and also as an associate governor, I feel that I still have a lot to offer the school. I think that my experience at the school and knowledge of its workings can benefit the school. I am also a current parent governor at Manor CE School, which my daughter now attends, I am entering my second year in this role.					
<i>Political affiliation: none. Appointment with immediate effect.</i>					

Name of School	Badger Hill Primary School				
Number of LA Governors	3	Total number of governors			14
Current appointees	Affiliation	From	To	Restanding	Vacancy since
Mrs I Waddington	None	01/07/2006	30/06/2010	N/a	
Dr A Brabbs	None	01/07/2006	30/06/2010	N/a	
Vacancy					31/08/2007
Nomination(s) for 1 vacancy					
None, although a candidate has been identified and is currently going through the appointment process					

Name of School	Elvington CE Primary School				
Number of LA Governors	2	Total number of governors			15
Current appointees	Affiliation	From	To	Restanding	Vacancy since
Mrs G Dean	None	01/09/2006	31/08/2010	N/a	
Vacancy					26/09/2007
Nomination(s) for 1 vacancy					
None					

Name of School	Haxby Road Primary School				
Number of LA Governors	3	Total number of governors			17
Current appointees	Affiliation	From	To	Restanding	Vacancy since
Mrs J Mander	None	06/09/2007	05/09/2011	N/a	
Vacancy					02/10/2007
Vacancy					02/10/2007

Nomination (s) for 2 vacancies

Miss S Fox: I would like to become a school governor because I feel I have a lot to offer in contributing to raising standards of achievement for pupils... At present I am a manager at Nestle in York. I have over 15 years experience in decision making, team leadership and achieving targets.

Political affiliation: none. Appointment with immediate effect.

Mrs A Bayliss: I have been involved with my local school for 14 years – as a parent, governor and teacher. I enjoy working in a team and gain great satisfaction from seeing children blossom academically and socially in a nurturing and caring community. I have served on a variety of committees- admissions; finance; curriculum; premises; effectiveness, and feel that my past experience should be put to use in York.

Political affiliation: none. Appointment with immediate effect.

Name of School		Hob Moor Oaks Primary Special School			
Number of LA Governors	3	Total number of governors			16
Current appointees	Affiliation	From	To	Restanding	Vacancy since
Mrs S Jones	None	01/12/2006	30/11/2010	N/a	
Dr D Hopton	Independent	01/11/2004	31/10/2008	N/a	
Vacancy					20/09/2007
Nomination (s) for 1 vacancy					
The chair of governors has requested that this vacancy be held pending an audit of current skills on the governing body.					

Name of School		Hob Moor Primary School			
Number of LA Governors	4	Total number of governors			18
Current appointees	Affiliation	From	To	Restanding	Vacancy since
Cllr C W Fairclough	Lib dem	01/09/2006	31/08/2010	N/a	
Mr N Smart	None	01/01/2005	31/12/2008	N/a	
Mr N Coakley	None	06/09/2007	05/09/2011	N/a	
Vacancy					05/10/2007
Nomination (s) for 1 vacancy					
None					

Name of School		Poppleton Road Primary School			
Number of LA Governors	3	Total number of governors			17
Current appointees	Affiliation	From	To	Restanding	Vacancy since
W Cdr E Kendall	None	31/08/2006	30/08/2010	N/a	
Ms A J Mauger	None	01/09/2006	31/08/2010	N/a	
Vacancy					19/09/2007
Nomination (s) for 1 vacancy					
Cllr S Crisp: Poppleton Road Primary School is within my ward as a sitting councillor and I am extremely interested in education as a grounding for life. I would like to be able to influence ideas on how schools can promote and influence the development of good caring citizens by starting to educate children at a young age. I am currently Chair of the Leisure and Culture EMAP at City of York Council and my skills and knowledge of that area would hopefully give the ability to assist the board and the school.					
<i>Political affiliation: Labour. Appointment with immediate effect.</i>					

Name of School		Naburn CE Primary School			
Number of LA Governors	2	Total number of governors			12
Current appointees	Affiliation	From	To	Restanding	Vacancy since
Mrs A Teal	Labour	09/06/2006	08/06/2010	N/a	
Vacancy					01/10/2007
Nomination(s) for 1 vacancy					
None					

Name of School	St Paul's CE Primary School				
Number of LA Governors	2	Total number of governors			14
Current appointees	Affiliation	From	To	Restanding	Vacancy since
Vacancy					29/08/2007
Vacancy					31/08/2007
Nomination(s) for 2 vacancies:					
Vacancy 1: Miss J Owen: I have worked for NYBEP for just over 5 years as Personnel Manager and have over the last 18 months taken on responsibility for Quality Assurance also..... I am very interested in becoming a governor to contribute to strategies for raising attainment and engagement whilst utilising/ sharing best practice between business, education and community.					
<i>Political affiliation: None. Appointment with immediate effect.</i>					
Vacancy 2: Cllr D Merrett: "I wish to become a school governor, both to contribute to the successful running for the school and the education of its children and young people in the widest sense, but also to complement and inform my role as shadow children's services spokesperson on the Council. The experience I bring includes knowledge of committee work, the government and council's agendas, the local community as a ward Councillor and as a parent of a 7-year-old. I have limited experience of training as a Chinese Physical Education class assistant.					
<i>Political affiliation: Labour. Appointment with immediate effect.</i>					
Governor Support & Development Service note: Cllr Merrett has a child attending this school. However, because he is an elected councillor he is not eligible to serve as a parent governor, or indeed in any category other than as an LA governor.					

SECONDARY SCHOOLS

Name of School	Burnholme Community College				
Number of LA Governors	4	Total number of governors			22
Current appointees	Affiliation	From	To	Restanding	Vacancy since
Mr A Parry	None	01/09/2006	31/08/2010	N/a	
Mr I Cuthbertson	None	01/09/2006	31/08/2010	N/a	
Vacancy					02/10/2007
Vacancy					17/10/2007
Nomination(s) for 2 vacancies					
Vacancy 1: Cllr Tina Funnell. I have served as a non executive member on the following boards: National Clinical Assessment Authority and Nursing and Midwifery Council (NMC). I still chair Investigation Committees for NMC.... I am a City of York Councillor for Heworth. Because of the above and my background as a charity chief executive I believe I have the skills to be a governor.					
<i>Political affiliation: Labour. Appointment with immediate effect.</i>					
Vacancy 2: None					

Name of School	Millthorpe School				
Number of LA Governors	4	Total number of governors			20
Current appointees	Affiliation	From	To	Restanding	Vacancy since
Mrs L MacLeod	None	01/09/2005	31/08/2009	N/a	
Ms G Dempsey	Labour	14/03/2007	13/03/2011	N/a	
Mr A Swain	None	01/09/2006	31/08/2010	N/a	
Vacancy					31/08/2007
Nomination(s) for 1 vacancy					
None, although a candidate has been identified and is currently going through the recruitment process.					

This page is intentionally left blank



Meeting of Executive Members for Children's Services and Advisory Panel

6 December 2007

Report of the Director of Learning, Culture and Children's Services

Review of placement strategy for looked after children

Summary

1. The placement strategy for looked after children is reviewed annually to ensure that there is an opportunity to reflect on progress against the aims and objectives of the strategy.
2. This report will inform that analysis, whilst also providing feedback on OFSTED conducted inspections on the placement services for children and young people provided by the local authority. Traditionally this review also incorporates the annual adoption report to the Executive Member.
3. The report contains specific information about adoption, fostering, children's homes and short break services for disabled children within the city.
4. The recommendations will encompass:
 - acknowledgment of the review of the Statements of Purpose for each service
 - acknowledgement of the annual adoption report
 - acknowledgement of the review of the strategy
 - the endorsement of key actions for the next period of the strategy

Background

5. The original strategy for the placement of looked after children was agreed by the Executive Member in October 2002. It set out the following expected outcomes for an effective placement strategy:

A successful placement strategy would ensure an adequate supply of placements for children and young people across the range of resources. This would include:

- children and young people are placed with foster carers in or around York, when first looked after

- young people, for whom foster care is not appropriate or who are unable to be placed in foster care, are looked after in good quality children's homes
- children and young people who are not able to return to their families (rehabilitation) are able to live in permanent substitute families, the younger children through adoption and for older children with long term foster carers
- resources for placements of children looked after are efficiently deployed to ensure that placements outside York in foster care of residential care are only made when every stage of local provision and placement has been explored and exhausted
- placements in the York children's homes are released for the placement of young people with the most pressing need for a residential placement

The strategy will endeavour to ensure that children and young people who are currently placed outside York are enabled to return to a York-based placement (where appropriate) and that the need to place children and young people outside York in the future is minimised. Locality of service and the availability of foster carers for teenagers with difficult behaviour and severely disabled children will enhance the capacity of other local partners (schools, Educational Services, Child and Adolescent Mental Health Services and the Health sector) to support the plan in a corporate parenting model.

Consultation

Statements of Purpose

6. Each of the placement services has a published Statement of Purpose required by the statutory regulations. They are for:
 - The adoption service
 - The fostering service including sharing care
 - Wenlock Terrace children's home
 - The Glen Short Breaks home
7. This review offers an opportunity to ensure that each Statement of Purpose is updated by service managers and ratified by the Executive Member.
8. The revised versions of each are available for consideration on the adoption and fostering web pages on the Council website www.york.gov.uk/health/Fostering_adoption/

Inspections

9. All placement services have been subject to inspection in 2007:
 - Fostering - February 2007 by Commission for Social Care Inspection (including the sharing care service)
 - Adoption - February 2007 by Commission for Social Care Inspection
 - Wenlock Terrace - June 2007 by Ofsted
 - The Glen - June 2007 by Ofsted
10. The inspection of Wenlock Terrace and fostering in 2007 concentrated upon the services deployed to provide placements for teenagers in the looked after group. The inspectors were candid in stating that their emphasis was deliberately to evaluate the impact of the closure of Bismarck Street in June 2006 (the former long stay children's home) Across the two inspections, the inspectors concluded that the management of the closure, the integration of the new staff team and the continued success of the specialist fostering scheme for teenagers had all contributed to a smooth transition. It should be noted that in September 2007, 87.6% of looked after young people aged 10-16 were living in a foster family.
11. Fostering and The Glen were described as providing outstanding services. Adoption and Wenlock Terrace were described as providing good services. There was a specific recommendation in both the adoption and fostering inspections (which ran concurrently) that expressed concern whether the staffing establishment in the family placement team was sufficient to maintain the current good and outstanding service provision.
12. These inspection recommendations have been addressed in the short term by the deployment of an extra staff member increasing the establishment from 6.5 to 7.5 family placement workers. This has been achieved by the deployment of grant funding until 31 March 2008.

Options

13. Option A - The recommendations cover both acknowledgement of information and endorsement of the continuation of the growth of local foster carer availability in York. The recommendation to consider further growth of local foster care availability (specifically the specialist scheme) is consistent with the best interests of looked after children and young people, the desired outcomes of the strategy in October 2002 and the pursuit of value for money in budgetary expenditure. It is also consistent with the commitment in the Local Area agreement to increase foster care households to 100 by April 2009.
14. Option B - If the recommendation to continue the growth of local foster care specialist scheme was not agreed, recruitment of foster carers could continue, but the likelihood of success may be significantly diminished. If continued growth in the local fostering pool is not maintained there is a risk

that York will increase its reliance on Independent Fostering Agency (IFA) placements and consequently the high cost may increase.

Analysis

15. Looked after population and fostering

Table 1 - Extract from Looked after children management information from 2002 to date

Year	No of Looked After Children
2002/03	151
2003/04	159
2004/05	148
2005/06	140
2006/07	157
Q2 2007/08	157

Table 2 - Age and gender distribution of looked after children from 2002-07

	2002/03		2003/04		2004/05		2005/06		2006/07		Q2 2007/08	
	M	F	M	F	M	F	M	F	M	F	M	F
Under 1	1	4	16	12	7	2	4	6	3	3	2	2
1 to 4	17	9	35	28	10	9	12	9	14	10	12	7
5 to 9	26	9	13	15	17	13	15	14	17	13	18	18
10 to 15	35	31	24	8	40	29	42	20	48	25	49	29
16 to 17	12	7	4	4	12	9	8	10	15	9	11	9
Total	91	60	92	67	86	62	81	59	97	60	92	65
Grand total	151		159		148		140		157		157	

16. The lowest number of looked after children occurred in April 2006, when there were 140 children and young people. This figure rose steadily in the latter part 2006 to a peak of 165, but it has reduced in 2007 to a steady 157-159.
17. The increase from 140 to the high 150's in 2006-07 has necessitated the placement of several young people with foster carers from independent fostering agencies in Yorkshire and the North East region. The purchase of IFA placements peaked in April 2007 with 13 placements required. The largest cohorts by age were 12 and 13 years of age.

Table 3 – Children who entered care during the year/quarter

	2003/04	2004/05	2005/06	2006/07	Q2 2007/08
Under 1	12	13	16	7	4
1 to 4 years	16	13	19	11	12
5 to 9 years	13	15	13	13	6
10 to 15 years	51	46	40	39	13
16 years	1	6	4	4	4
17 years	6	0	0	0	0
Grand Total	99	93	92	74	39

Table 4 – Children who left care during the year/quarter

	2003/04	2004/05	2005/06	2006/07	Q2 2007/08
Under 1	2	7	6	4	4
1 to 4 years	16	22	19	13	15
5 to 9 years	13	13	14	7	1
10 to 15 years	36	34	34	25	6
16 years	9	19	11	7	7
17 years	11	2	3	2	4
18+	5	7	13	2	2
Grand Total	92	104	100	60	39

18. Table 3 shows that in the latter part 2006-07 and so far in 2007-08, the number of entrants to care reduced significantly due to the effects of the reinvestment of staffing resources following the home closure into preventative services for 11-16 services. The increase in the looked after population is a reflection that the rate of leaving care has also reduced (see table 4). The children and young people who become looked after are likely to require longer periods of care, due to family difficulties, which have not been resolved through preventative work.
19. Additionally, there is a commitment for 16 –18 year olds to stay longer in their foster homes, in line with government expectations to make better preparation for young people's move to independence. Planning for the move to independence is managed by the Pathway team in partnership with colleagues in housing and local housing associations. The development and extension of the range of semi independent accommodation, taster and trainer flats has enhanced the experience of young people and they are therefore being better supported into independence. It is recognised in national research that the young people who achieve the greatest stability in employment, housing, relationships and emotional well-being have been able to remain in family settings beyond their 18th birthday.
20. The local availability of York foster carers for teenagers and severely disabled young people (eg with Autism) has increased significantly. The specialist

scheme was launched in October 2002 with capacity for 16 placements. It has grown with increased financial investment to 27 placements in 2007. The Executive Member in the annual placement strategy review has endorsed each tranche of increased recruitment.

21. In December 2007, IFA placements have reduced to 9 with the possibility of 2 more no longer being required by March 2008. Tables below illustrate the comparison of activity in the IFA and specialist scheme from 2004-08

Table 5 - Expenditure per annum

	2004-05	2005-06	2006-07	2007-08
£ Thousands				
IFA	536	319	506	583
Specialist scheme placements	330	481	612	785
Total	866	800	1,118	1,368

Table 6 - Numbers of placements averaged over a year

	2004-05	2005-06	2006-07	2007-08
Independent Foster Agencies	12.9	7.5	10.1	11.8
Specialist scheme placements	12.6	17.2	21.4	26.6
Total	25.5	24.7	31.5	38.4

Table 7 - Corresponding costs of IFA and specialist scheme 11-16 year old

	2004-05	2005-06	2006-07	2007-08
Weekly £'s				
IFA average	796	818	965	951
Spec scheme 11-16 years old	504	537	550	567
Saving for each	292	281	415	384

22. Table 6 illustrates that there has been a steady growth in the placement of young people with York based foster carers on the specialist scheme from 12.6 on average in 2004-05 to 26.6 in 2007-08.
23. The objective of the placement strategy has been to increase the local availability of foster carers. The most pressing need was for recruitment and retention of foster carers who could provide care for hard to place teenagers. The demand for these placements had been met historically by children's home in York and external residential placements, for which the weekly unit cost would be between £2,000 and £3,000 per week. In recent years, the increase in IFA foster care availability has reduced the need for both internal and external residential placement. It is envisaged that sustained recruitment and retention of further specialist scheme foster carers will reduce further the need for IFA placements.

24. Table 7 shows that each young person placed with a York specialist scheme foster carer would cost £384 per week, or approx £20,000 per annum, less than the average IFA placement.
25. Therefore the further growth of the local capacity of the specialist scheme should continue to be prioritised until the need for an IFA placement becomes an exceptional event.

Local Area Agreement

26. The local area agreement includes a target to increase the number of fostering households in York to 100 by 2009. The recruitment and retention of foster carers has been successful in recent years with a peak of 93 fostering households in April 2007. The deregistration of 7 foster carer households in the period from April 2007 to date has reduced the stock to 86 and this reflected both cessation from fostering due to concerns about standards of care, as well the natural occurrence of experienced foster carers retiring or moving out of the area.
27. The challenge of achieving the net increase of 14 households in the next 16 months may prove exacting for the service, given the setback in mid 2007. However a refreshed media and advertising campaign has been launched with an emphasis upon the need for families for children aged 12 and 13 to avoid out of city (IFA) placements.
28. The target of an increase in the fostering community in York will present a challenge to the resources of the staff in the Family Placement Team. The team consists of a service manager, who manages adoption and fostering services; a senior practitioner (who carries a 0.5 fostering caseload, plus fostering development work); 2 family placement workers who deal exclusively with adoption; and 4.5 workers who recruit, prepare, assess and support foster carers. It is crucial to ensure that the ratio of linked foster families to each family placement worker is maintained to an optimum level to ensure that adequate support levels can be maintained. The optimum ration is approx 15 families per worker. The current ratio is 17.2 per worker. This would require an increase to 6.5 fostering FPW's workers from the current 5 if the LAA target were reached.
29. A further challenge will be the introduction of the Children's Workforce Development Council's (CWDC) 'Training Support and Development Standards for Foster Carers', which come into force from April 2008. It is anticipated that these standards will become a mandatory requirement when the National Minimum Standards for Fostering Services (against which fostering services will be inspected by Ofsted) are reviewed. The CWDC standards are extensive in scope and implementation will have resource implications.

30. There may be a subsequent need to consider a growth bid to ensure that the establishment of the Family Placement Team is sufficient to maintain the optimum ratio of linked families to family placement workers.

Care Matters - Time For Change, Children and Young People's Bill

31. The government is committed to further legislative change, which will address the life chances of looked after children. Care Matters - Time For Change was published in June 2007. A draft Children and Young People's Bill has been included in the Queen's Speech in November 2007.
32. The core areas which the legislation will cover relate to provision for looked after children. The principle headings are:
- Corporate Parenting: Getting it Right
 - Family and Parenting Support / Care Placements A Better Experience for Everyone
 - Delivering a First Class Education
 - Promoting Health and well-Being
 - Transition to Adulthood
 - Role of the Practitioner
33. Local authorities were invited to make application for pilot funding for an initiative to establish a headteacher for the virtual school of looked after children. York submitted an application in March 2007, but it was not selected as one of the 11 local authorities for pilot status.
34. It is envisaged that future opportunities will be offered to pilot schemes to inform the learning for the future of Care Matters. The Care Matters Time for Change reference group has been formed from the multi agency professionals in York, who promote the interests of looked after children. The group will prioritise the response both to opportunities for applications for funding for pilots and also the implementation of the new legislative requirements of the Bill when enacted.

Adoption

Background

35. The Council operates as an adoption agency in line with the requirements of The Adoption and Children Act 2002 (ACA 2002), which became fully operational on the 30th December 2005. This Act introduced significant changes to:
- the process for a child being considered for adoption
 - for prospective adopters
 - for birth parents and
 - for adoption agencies

36. The ramifications of the new legislation and guidance are becoming more apparent over time, particularly in relation to the duties in relation to adoption support and support to Special Guardians (a new legal order introduced by ACA 2002).
37. Adoption work within the agency is located within two main areas; in child care teams who complete the necessary internal and legal processes when adoption is identified as a suitable option for a child; and in the family placement team, who identify suitable adoptive families to match with a child and assess individuals' suitability to be approved as adopters.
38. The Commission for Social Care Inspection (CSCI) undertook the three yearly adoption inspection of this agency in February 2007. The inspectors judged the service to be good, but directed that there should be a review of staffing levels to ensure that there was an adequate number of staff to meet the needs of an adoption agency.

Adoption activity

39. In the period November 2006 to October 2007, the Adoption Panel recommended:
 - plans for adoption for three children
 - matches with adoptive families for nine children
 - approval for six prospective adoptive families
40. The panel also recommended de-registration of two adoptive families whose circumstances had changed, and received reports on two children whose placements had disrupted prior to adoption. The Agency Decision Maker accepted all of these recommendations.
41. City of York has always been a high performing adoption agency occasionally being ranked in the top five local authorities nationally for the performance against Performance Assessment Framework (PAF) indicator C23 (percentage of children adopted from the looked after children's population). Annex 1 provides data on this. The council's performance has not been maintained at the very high level attained in 2004-05 in relation to percentage of children adopted from the looked after population, though it still remains above the national average. This decrease may partly be explained by the increased use of other legal options, such as Special Guardianship Orders (SGO), to secure the long time placements of young children. Two SGO's were made in year 2006-07.
42. Performance in relation to placing children with an adoptive family within twelve months of the plan for adoption remains at hundred per cent for all children. Unfortunately in 2006-07 the placement for adoption disrupted for two children. Both these children returned to the foster carers who had looked after them prior to being placed for adoption and will remain there -

one on a long term fostering basis, and the foster carers are applying for a SGO in relation to the second child.

43. The co-ordination and provision of a comprehensive approach to adoption support and Special Guardianship support remains a major challenge. The ACA 2002 extended the responsibility of the placing local authorities to provide adoption support services to cover the period from placement up to three years after the granting of an adoption order. It also introduced the duty on the placing local authority to provide Special Guardianship support services from placement and up to three years after the making of an SGO. Detailed support plans are required which must be agreed prior to placing a child, and reviewed annually. The support provided can range from financial eg assistance with nursery fees, on-going regular payments- through to therapeutic support. York is now responsible for the support needs of adoptive families living within York, whose children have been adopted for more than three years. Adoption agencies such as NCH, Catholic Care and Barnardos actively recruit in York for families for 'harder to place' children, so many of these families and children have not been previously known to us.
44. It has to be noted that cumulative demands on the service in relation to adoption support and special guardianship support is causing increasing budgetary and staffing pressures.

Corporate Priorities

45. The placement strategy for looked after children and the recommendations in this report relate to the council's Direction Statement:
 - We want services to be provided by whoever can best meet the needs of our customers
46. It relates specifically to the council's corporate priority to improve the life chances of the most disadvantaged and disaffected children, young people and families in the city.

Implications

Financial

47. This report includes recommendations to reduce the cost of foster care provision by increasing the number of specialist foster carers and moving children from independent fostering agency (IFA) placements, as outlined in tables 5, 6 and 7.
48. The current projected overspend on all fostering costs in 2007/08 is £196,000. For each further successful transfer from an independent fostering placement to a local specialist scheme foster carer, the department will save approx. £20,000 per annum.

Other Implications

49. There are no specific equalities/ legal/IT/ property/HR or crime and disorder implications arising from this report.

Risk Management

50. In compliance with the Councils risk management strategy the main risks that have been identified in this report are those which could lead to the inability to meet business objectives (Strategic) and to deliver services (Operational), leading to financial loss (Financial).
51. Measured in terms of impact and likelihood, the risk score all risks has been assessed at less than 16, This means that at this point the risks need only to be monitored as they do not provide a real threat to the achievement of the objectives of this report.

Recommendations

52. Members are asked to consider that the Advisory Panel advise the Executive Member to:
- 1) Acknowledge the information relating to progress in the placement strategy for looked after children relating to adoption, fostering and children's homes

Reason: to comply with requirement to receive an annual report
 - 2) Agree the further development of the specialist fostering scheme in line with the stated principles of the strategy.

Reason: To reduce both independent fostering agency placements and achieve cost savings.
 - 3) Acknowledge the annual adoption report

Reason: to comply with requirement to receive an annual report
 - 4) Note that further reports will be forthcoming in 2008 on short breaks for disabled children, adoption support and Care Matters.

Reason: to ensure knowledge on future information.

Contact Details

Author:

Howard Lovelady
Group Manager
Children and Families
5357

Mary McKelvey
Service Manager
Children and Families
5335

Chief Officer Responsible for the report:

Peter Dwyer
Director of Learning, Culture and Children's Services

Report Approved **Date** 26 November 2007

Report Approved **Date**

Specialist Implications Officer(s)

Katherine Finnie Principal Accountant

Wards Affected: *List wards or tick box to indicate all*

All

For further information please contact the author of the report

Background Papers:

- Strategy for the placement of looked after children , October 2002 (EMAP)
 - Reviews of the Strategy for the placement of looked after children, 2003-2006 (EMAP)
 - Care Matters – Time for Change, Government White Paper, HMSO
 - Statements of purpose
 - adoption service
 - fostering service (incl. Sharing care)
 - the Glen
 - Wenlock Terrace
 - Inspection reports
 - adoption service
 - fostering service (incl. Sharing care)
 - the Glen
 - Wenlock Terrace
- CSCI February 2007
CSCI February 2007
Ofsted June 2007
Ofsted June 2007

Annexes

Annex 1: Adoption Statistics

Annex 1**Current performance**

1. City of York's performance in the past four years compared to national performance:

Children adopted from Care (Performance Assessment Framework C23)

	2002-03	2003-04	2004-05	2005-06	2006-07
City of York	7.5%	15.2%	17.8%	9.9%	8.15%
England	6.9%	7.5%	7.6%	6.24	6.14
Children adopted	10	19	21	11	9
All looked after children > 6 months	133	125	118	121	135

2. Child placed within 12 months of best interest decisions

	2002-03	2003-04	2004-05	2005-06	2006-07
City of York	96%	82%	93%	100%	100%
Nos. of children	24	9	13	11	9

3. Disruption of Pre-adoptive placements

	2002-03	2003-04	2004-05	2005-06	2006-07
City of York	16.6%	0%	0%	0%	18.2%
Nos. of disruptions	2	0	0	0	2
All placements	12	19	21	11	11

This page is intentionally left blank



Executive Members for Children's Services 6 December 2007 and Advisory Panel

Report of the Director of Learning, Culture and Children's Services

Report of Children's Fund – Future funding arrangements and implications on commissioning of services and transitional arrangements within York

Summary

1. This paper sets out:
 - Information on the main issues arising from the government announcements about the Children's Fund.
 - An approach to be developed which will enable effective commissioning for the Children's Fund and will give opportunity for developing the wider commissioning agenda in the city through Children's Trust arrangements.
 - Recommends an interim approach from a range of options to continuing the legacy of work undertaken by the Children's Fund in York.

Background

2. The Children's Fund, a programme funded by government to deliver prevention and early intervention support to vulnerable 5 – 13 year olds has operated in City of York for five years.
3. Decisions on commissioning of services have been taken by a Partnership Board made up of representatives from local authority, statutory agencies and the voluntary sector, chaired by Assistant Director, LCCS from City of York. City of York has been the 'accountable body' and therefore has provided financial management to the programme.
4. The programme has operated through the commissioning of work from the voluntary and public sector, meeting identified and targeted need. Monitoring and support has been provided through the programme manager who initially was employed by Barnardos but who has since September 2005 been employed by City of York as part of the children's trust unit.
5. For the year 2007/8 there has been funding of c£355k 'base' funding plus c£34k 'carry forward spend' coming into the city via the Children's Fund. This funding has provided a range of targeted early intervention and preventative support aimed at vulnerable children aged 5-13. This supports regular work

with 3850 children annually and supports strategic developments in the city in terms of partnership, participation and prevention strategy, documented in the Children and Young Peoples Plan (CYPP) 2007-10.

6. Work was initially commissioned to run until March 2008, with no specific commitments beyond this date.
7. The government has announced it will continue the Children's Fund, as an 'additional grant', confirmed by ministerial letter to build on the acknowledged legacy of the Children's Fund, which has been acknowledged in the Comprehensive Spending Review. York has been allocated funding for each of the three years up to 2010-11 of £355 931 each year giving a total funding, over the 3-year period, of £1,067,793. This yearly total matches the 'base' Children's Fund budget of 2007/8.
8. The changes to the funding and governance framework for the Children's Fund comes at a time when the government is similarly altering the manner in which many other workstreams are funded. For these funding streams which had specific governance arrangements there will be a need to develop a more cohesive commissioning approach.
9. Government guidance on allocation of this Children's Fund money includes:
 - Expectations that the preventative approach is embedded into future children's services and the legacy of the Children's Fund is built upon;
 - Building on the impact the Children's Fund has had on achieving positive outcomes, particularly around improving school attendance, raising children and young people's self-esteem, and preventing young people at risk from becoming involved in criminal activity;
 - Sustaining the involvement of the Voluntary and Community Sector as partners at both a strategic and delivery level in future arrangements;
 - Prevention and early intervention needing a whole system approach, led by the Children's Trust, with universal services playing a central role;
10. Under the new arrangements there will be significant differences from the current arrangements:
 - The funding will be paid directly to the Local Authority;
 - The funding criteria have been relaxed in terms of age group;
 - There is though an expectation that funding is linked to the targets set through the Local Area Agreement (LAA) system and funds will still be spent on 5-13's;
 - Local Authority's will report (map) the spending on 5-13 year olds (exact arrangements for this are being developed) so there will be transparency about how the money is spent. This mapping will complement the needs analysis of the CYPP process.

11. The legacy of the Children' Fund includes:
- Almost 4000 children and young people annually being involved in Children's Fund activities, which focus on supporting participants to be actively involved in decision making, to raise self-esteem, to support a child's education especially at transition times, steer children away from criminal activity, and to get involved in community activities.
 - A model of commissioning services which:
 - Is open, fair and transparent;
 - Meets evidenced needs set out in the CYPP;
 - Is a collaborative process harnessing the resources of the city (public/voluntary agencies, commissioners/providers);
 - Emphasises successful outcomes delivered via the most appropriate route;
 - Balances, (through giving organisations time and support to change) continuation of provision (both direct and indirect) whilst enabling timely evolution to meet changing needs;
 - Ensures work is subject to ongoing monitoring and evaluation;
 - Has already been used in commissioning services within wider children's trust arrangements;
 - A strategic legacy in:
 - Developing preventative work in the city especially for the most vulnerable groups and disseminating those lessons;
 - Developing and coordinating strategy for the Participation and Involvement of children and young people in decision-making;
 - Developing the capacity of the voluntary sector to play a full part in the development of strong partnership working at all levels.

Implications

12. Given the above there are 2 main areas to consider:
- The nature of future governance and commissioning process for the 'Children's Fund' and how they will act as a catalyst for commissioning processes across the children's trust;
 - How the legacy of the Children's Fund can be preserved both in the short and longer term.

Consultation

13. Issues and themes contained in this report have been discussed as outlined below.
- There has been discussion of the future governance situation with the current Children's Fund Partnership Board. The Board considered that the future governance of the 'Children's Fund' would be best served by a merger of the Partnership Board with other current prevention/early intervention initiatives forming a more comprehensive commissioning body under a children's trust arrangement. The Partnership Board also felt

that a fixed term extension of existing contractual arrangements would facilitate the transition.

14. Discussion with Government Office and other Children's Funds has revealed common features of an extension of the Children's Fund activities for a fixed period of time ranging from 6 – 12 months associated with a longer term commissioning strategy.

Options

15. Option A - Development of a coherent commissioning process piloted through Children's Fund which can be utilised for wider commissioning.
16. Transitional arrangements put in place for 6 months to ensure that the legacy of Children's Fund can be preserved and then built upon and developed.
17. The length of these arrangements are necessary so that the task of developing a wider commissioning process can be achieved and that sufficient time is allowed between decisions being made and implemented. This would give time for organisations to make suitable provision to develop services or ensure proper closure.
18. To reinforce the fact that these are transitional arrangements a slight change in name from Children's Fund to Children's Early Intervention Fund be introduced.
19. Given specific circumstance there are certain pieces of work (Nurture groups, CVS Capacity Building) where a longer extension would be prudent to ensure a continuity of service.
20. Nurture so that assurance can be given to schools (and pupils) about provision for the academic year 2008/9.
21. CVS Capacity Building – a vacancy has just come about. Recruitment and therefore continuity of provision, would be greatly facilitated by being able to advertise the post for a year.
22. Cost of transition arrangements would be a maximum of £177k for the 6 months plus a commitment of £25k for support for Nurture groups until March 2009.
23. Option B - Continuation of current governance and commissioning process for Children's Fund.
24. Option C - Funds to be allocated by City of York to Early Intervention work for children and young people.

Analysis

25. Option A: Advantages

- There is an opportunity to develop a broader commissioning process across the city through children's trust arrangements which will promote closer working between partners. The process would be in line with City of York's leading role in developing children's trust arrangements;
- The process can to be utilised wider through children's trust arrangements enabling, where required, multi-agency commissioning across the city and providing a bridge between the high level strategy of the children's trust and developing work on the ground while enabling individual agencies to retain their responsibilities;
- There can be, in conjunction with other rationalisations in partnership arrangements, a clarification and enhancement of partnership structures;
- This will build on the commissioning legacy of the Children's Fund outlined above. Such a process would be in line with government expectations for the Children's Fund. It would have multi-agency input including input from the Voluntary and Community Sector;
- The process led via the Assistant Director Partnerships and Early Intervention and serviced via Children's Trust Commissioning Unit would be consistent with the thinking behind the recently re-organised structure of LCCS, utilising existing skills and experience. A clearer purchaser/provider split can be obtained;
- An extension of funding to secure existing services would ensure a continuity of provision. Such an extension would be made on the basis that there is no prejudgement on the further extension of those services, any such judgement would be made under the new process. This allows for continued evolution and development but provides a fair open and transparent process.

26. Option A: Disadvantages

- The process would take time to become operational, with the risk that (unless protected as above) the legacy of the Children's Fund in terms of direct and strategic provision for vulnerable children will be diminished and lost;
- As with any transitional arrangement, there is a danger that too long a time period for transition can develop a mindset that the transition arrangements are a permanent feature.

27. Option B Advantages

- This option would be quick and easy to implement. There is an existing Partnership Board. Its terms of reference could be re-drafted and work quickly re-commissioned through that process;
- Good continuity for workstreams and early opportunities to continue to develop services and strategies to support vulnerable children.

28. **Option B Disadvantages**

- An opportunity would be missed to develop a commissioning process which could be utilised with City of York and the wider children's trust;
- There would be insufficiently clear delineation between the present Children's Fund and the funding beyond March 31st 2008. This would hinder evolution and full partnership working.

29. **Option C Advantages**

- Advantages in line with Option B with quick and easy implementation routes via City of York structures.

30. **Option C Disadvantages**

- An opportunity would be missed to develop a commissioning process which can be utilised with City of York and the wider children's trust;
- Does not conform to government expectations;
- Does not build on the multi agency partnership legacy of the Children's Fund;
- Does not build on the work in developing children's trust arrangements;
- Does not build on the on-going Children's Fund monitoring, mapping and evaluation.

Corporate Priorities

31. This work meets the corporate priority of 'Improve the life chances of the most disadvantaged and disaffected children, young people and families in the city'

Implications

32. **Financial** Notification of the continuation of funding for the Children's Fund for the next three years to 10-11 has been received from Government. The City of York has been allocated £1,067,793 over three years, £355,931 per year.
33. Attached at Annex A is a breakdown of funding, by project, for the six months April 08 to September 08.
34. The proposed continuation of funding for the current commissioned projects, for the six months April 08 to September 08, can be contained within the grant allocation. The additional £25,000, for the six months October 08 to March 09, to the Nurture Group can also be contained within the grant allocation.

35. **Human Resources (HR)** These proposals do not have any direct HR implications. However consideration may need to be given to the impact on the post of Children's Fund Programme Manager, if commissioning arrangements change significantly from those currently in place.
36. There are no specific equalities/ legal/IT/ property or crime and disorder implications arising from this report.

Risk Management

37. In compliance with the Councils risk management strategy. There are no risks associated with the recommendations of this report.

Recommendations

38. Members are asked that the Advisory Panel advise the Executive Member that adopt Option A:
- Development of a coherent multi-agency commissioning process be developed for and piloted by Children's Fund which can be utilised for wider commissioning.
 - Transitional arrangements put in place for a 6-month period to ensure that the legacy of Children's Fund can preserved and then built upon and developed.
 - To reinforce the fact that these are transitional arrangements a slight change in name from Children's Fund to Children's Early Intervention Fund be introduced. Cost of transition arrangements would be a maximum of £177k for the 6 months with an additional funding for Nurture groups over the year of £25000.

Reason:

39. This option will ensure an effective commissioning process for Children's Fund monies. It will utilise this process to develop a wider more coherent commissioning process. It will ensure that the legacy of the Children's Fund can be built upon. It will facilitate the development of services under the new funding arrangements.
40. The length of these arrangements is necessary to ensure the task of developing a wider commissioning process can be properly achieved.

Contact Details

Author:

Bernie Flanagan
Children's Fund Programme Manager
Children's Trust Commissioning Unit
Ext 4463

Chief Officer Responsible for the report:

Pete Dwyer
Director of Learning, Culture and Children's Services

Report Approved **Date** *Insert Date*

Report Approved **Date**

Specialist Implications Officer(s)

<i>Financial</i>	<i>HR</i>
<i>Richard Hartle</i>	<i>Mark Bennett</i>
<i>Head of LCCS Finance</i>	<i>Senior HR Business Partner</i>
<i>Ext 4225</i>	<i>Ext 4233</i>

Wards Affected: *List wards or tick box to indicate all*

All

For further information please contact the author of the report

Background Papers:

None

Annexes

Annex A - 2008/09 Six-monthly Children's Fund Budget (April 08 to September 08)
Annex B - Ministerial letter on continuation of Children's Fund

2008-09 Proposed Six Monthly Children's Fund Budget (April 08 to September 08)

	Area of work	Service Description	Option A 2008-09 Proposed Budget (Six Months Only)	2007/08 Budget (Six Months Only)	2007/08 Budget (Full Year)	Comments
Central Costs						
Programme Management		Programme Management devoted to supporting CFund programme plus strategic support for early intervention and prevention through children's trust (includes staffing, admin, finance, office costs)	£33,490	£32,740	£65,470	08-09 budget inflated by 2.5%
Strategic Costs						
Programme Management - Strategic Costs	Capacity Building	Dissemination, No Wrong Door Conference, Evaluation of Children's Fund and work to develop policy for Yor-Ok Trust.	£0	£11,610	£23,210	
Community Development - Tang Hall	Capacity Building	Support for information and community development work in Tang Hall - leading to locality development.	£0	£1,250	£2,500	Work if commissioned can take place in 2nd half of 08/09
CVS - Capacity Building	Capacity Building	CVS Capacity Building Project.	£17,000	£19,500	£39,000	Reduction in funding of £9,500 (£20k - full year) replaced by £10k (£20k - full year) from CWDC (recommended to be committed). Additional £7000 recommended to support recruitment to post recently vacated.
Involvement	Participation	Development Funds for Involvement work across city - priorities set via Yor-Ok Involvement sub-group.	£4,000	£7,000	£14,000	additional work if commissioned can take place in 2nd half of 08/09
			£21,000	£39,360	£78,710	

	Area of work	Service Description	2008-09 Proposed Budget (Six Months Only)	2007/08 Budget (Six Months Only)	2007/08 Budget (Full Year)	Comments
75% Projects						
Running Wild	Recreational support and engagement	Environmental activities	£10,000	£10,000	£20,000	
Travellers Homework	Educational attainment	Homework support for travellers via Travellers education LCCS.	£3,000	£3,500	£7,000	
Transition	Transition	Resource development to support KS2/3 transition.	£1,000	£3,250	£6,500	Work if commissioned can take place in 2nd half of 08/09
Cultural Diversity Project	Recreational support and engagement	Supporting BME population through specific group, cultural activity and community development.	£16,000	£12,250	£24,500	Includes additional funding of £3,750 (£7,500 - full year) to act as contingency given current shortfall from other funding streams.
Global	Recreational support and engagement	Youth volunteering activities.	£0	£800	£1,590	additional work if commissioned can take place in 2nd half of 08/09
Island	Recreational support and engagement	Mentoring support for 8-13 year olds.	£3,640	£3,640	£7,280	
CVS Funding Proj	Capacity Building	Capacity building via funding application support	£7,500	£7,500	£15,000	
Disability	Disability	Supporting integration of disabled children into mainstream out of school provision via training course.	£0	£3,080	£6,150	Work if commissioned can take place in 2nd half of 08/09
York Contact centre - FMS	Social emotional support	Social emotional group support for 6-10 year olds.	£1,850	£1,850	£3,700	
Relate	Social emotional support	Social emotional support (individual) for 10-13 year olds.	£3,000	£3,000	£6,000	
Nurture Groups	Transition	Small groups within schools to support integration at KS1.	£25,000	£20,000	£40,000	Includes additional funding of £5k (£10k - full year) for Nurture group. An additional £25k is to be allocated to the Nurture Group for period Oct 08 to Mar 09.
Parenting	Parenting	Support for parenting strategy.	£7,500	£7,500	£15,000	
Chillout Zones	Recreational support and engagement	Recreational support and engagement of children vulnerable due to socio-economic and other issues.	£20,000	£20,500	£41,000	
Travellers Trust	Recreational support and engagement	Support through recreation to traveller young people.	£4,750	£4,950	£9,900	
			£103,240	£101,820	£203,620	

25% Projects						
YISP-YOT	Early intervention - Crime prevention	Early intervention - Crime prevention.	£20,000	£20,980	£41,950	

Total Expenditure	£177,730	£194,900	£389,750
--------------------------	-----------------	-----------------	-----------------

Funded By:						
Children's Fund - 'Baseline Allocation'			£177,730	£177,970	£355,930	
Children's Fund - C/fwd from 06-07			£0	£16,930	£33,820	

Total Income for period	£177,730	£194,900	£389,750
--------------------------------	-----------------	-----------------	-----------------

Pete Dwyer
Director of Learning, Culture and
Children's Services
City of York Council

27 July 2007

Dear Pete

CONTINUATION OF THE CHILDREN'S FUND TO 2011

As you may already be aware, the Government has recently announced the extension of the Children's Fund for a further three years until 2011, at the same cash levels as for 2007-08. I am sure you will welcome this announcement and understand the clear message this sends about the Government's commitment to prevention and early intervention.

I would like to take this opportunity to provide you with an allocation figure for each of the three years to 2010-11, in order to give you the greatest possible future certainty.

The total amount of resource available to you each year will be £355,931

This amounts to total funding, over the 3-year period, of £1,067,793

My predecessor, Parmjit Dhandra MP, wrote to you in April 2007 about our expectations that the preventative approach is embedded into future children's services and the legacy of the Children's Fund is built upon. I would like to endorse that message. Preventative services can contribute to achieving future outcome targets. I would encourage you to look at the impact the Children's Fund has had on achieving positive outcomes, particularly around improving school attendance, raising children and young people's self-esteem, and preventing young people at risk from becoming involved in criminal activity.

The voluntary and community sector have proven to be instrumental in the development and delivery of innovative, preventative services, and it is vital that their involvement as partners at both a strategic and delivery level is sustained into future arrangements.

The *Aiming High for Children: Supporting Families* report, published on 29 March 2007, recognised the success of the Children's Fund, as well as the contribution it has made towards prevention over the last few years. It clearly recommends that it is vital that lessons learnt from the Children's Fund support the developing strategy for supporting children and families.

We recognise that prevention and early intervention need a whole system approach, led by the Children's Trust, with universal services playing a central role. We are therefore pleased to be able to make this additional grant available to local authorities in support of these aims.

Yours sincerely

A handwritten signature in black ink, reading "Kevin Brennan". The signature is written in a cursive style with a long horizontal flourish at the end.

KEVIN BRENNAN MP



Meeting of Executive Members for Children's Services and Advisory Panel**6 December 2007**

Report of the Director of Learning, Culture and Children's Services

Service Plan Performance Monitoring Period 2 - Children's Services**Summary**

1. This report analyses performance by reference to the service plan, the budget and the performance indicators for all of the services funded through the Children's Services budget.

Background

2. In line with the council's integrated reporting arrangements this report seeks to provide members with an opportunity to reflect on progress in the second period of this financial year against actions, performance indicators and finance projections. A common proforma has been developed and used for all services in the directorate which summarises progress against the actions listed in the service plan, records variations from the budget, and comments on the Performance Indicators for which information has become available during the reporting period. These are attached as appendices to the covering report (Annex 1). Service Managers have been asked to use no more than 2 sides of A4 for their monitoring report. A number of these reports have included information now available from the 2007 Audit Commission survey of the views of schools on the local authority in their performance analysis.
3. A summary of the main findings on progress on services within the Executive Member's portfolios is included below.

Consultation

4. There was widespread consultation activity in the production of the original service plans and the views of stakeholders were fully considered in agreeing the specific priorities included within the plans.

Options

5. This is not a paper where the offering of specific options is applicable

Analysis

6. The service plan monitoring reports show continued progress in the second period of the year against the service plans. The following comments identify some of the key achievements in the year to date, and identify areas where further work is needed. The monitoring reports demonstrate particularly encouraging progress against the following themes:
- **Integrated Services** - It is encouraging to see that the planned children's centre development remains on timescale. By April 2008 there will be 8 centres in the city and 2 of our centres have already achieved "designation" status and considerable progress in indicating staff working in those centres has been completed. National announcements indicate an expectation that York will develop a further 4 centres by 2011. Further details on local proposals will be coming to EMAP in 2008. For residents of York good information about where to get assistance has long been recognised and it is good to see the partnership YorOk service directory website now live. The Directory creates a single place where young people, parents and professionals can access updated information on local and national services. A new partnership strategy for child and adolescent mental health services has been developed ensuring that individual partners provide an integrated contribution to this important agenda. The City Centre One-Stop Shop at Castlegate providing integrated advice and guidance for young people continues to be popular and it is encouraging to see more services being provided from that site eg advice to care leavers. Progress continues in developing the Integrated Youth service provision required for April 2008 and now that national funding levels have been announced approval will be sought from members on the recommended organisational structure of the proposed integrated youth service/connexions
 - **New Provision** - Within Planning and Resources progress on our One School Pathfinder at Joseph Rowntree School is to programme with a shortlist of 2 preferred bidders and decision by the end of November. Construction work on York High has commenced on time and planning permission in place and overall programme at Manor is on timescale. It is encouraging to see plans for an additional new Enhanced Resource Centre for pupils with Autism being on track and now approved by Executive Member and planning of the new provision is underway Importantly national announcements on the Primary School "Building Schools for the Future" will necessitate a recommended strategy coming through EMAP prior to anticipated Department for Children, Schools and Families (DCSF) approval. Whilst there have been some further building delays to the planned Danesgate Skill Centre the building should be handed over by the end of November and operational by January 2008. The school improvement monitor provides a positive reference to our progress in developing new diplomas for September 2008. The Youth Service report also highlights the development of a new volunteering programme "Up 2 You", a new residential drama project in Fulford and new youth service provision in Huntington.
 - **Organisational Effectiveness** - An effective organisation reflects and learns and there are a number of references to specific evaluation and standards activity eg 2/3 and 4 year old child care pathfinder, Peer Support schemes; Social and Emotional Aspects of Learning (SEAL); introduction of

Financial Management Standards for schools. EMAP welcomed the results of the Staff Survey previously and it is encouraging to note progress in developing a recruitment and retention strategy in Early Years. We would highlight results of recent inspections with some further schools achieving outstanding results and the Glen Short Stay Centre receiving a certificate of Outstanding Provision from the OFSTED regulators. It is of concern that one school has been served with a notice to improve. The effective work of the reintegration panel in ensuring “hard to place” young people are reintroduced to mainstream schooling is significant.

- **Specific Performance Outcomes**

- It is encouraging to see a further reduction in the overall numbers of children outside of mainstream education provision and whilst the increase in the level of service provided to those young people is welcomed there is still further progress needed to meet our target
- It is pleasing to see the authority achieve its best result for 4 years in the % of looked after children achieving GCSE qualifications
- The Youth Offending Teams performance against key indicators make positive reading with lower than target use of custody and very strong access to mental health services. Further progress needed on restorative justice interventions and education training and employment of young offenders.
- Previous progress in completing assessments of the most vulnerable has been maintained and in the case of initial assessments improved
- The child protection indicators make encouraging reading and the level of unallocated work within children’s social care is at its lowest level for the year
- The excellent performance in the completion of all statutory assessments of children’s special educational needs within timescale has been maintained
- Particular attention should be drawn in the School Improvement report to the excellent Key Stage including GCSE results for the city, with performance consistently ahead of national levels of improvement and some of the highest ever results for the city being reported. These results include improvements for children with special educational needs
- The low reregistration rates and high review completion rates for children on the child protection register have been maintained
- The Able Gifted and Talented strategy has made good progress which was recognised by the schools in their judgement of this area of local authority work in the 2007 Audit Commission survey of the views of schools
- Data on primary school attendance demonstrates overall improved levels of attendance than the previous year and ahead of national levels. On recently released DCSF data the primary school

attendance improvement makes York the 8th best performing authority in the country

- The increase in young people accessing youth service activities has further improved and remains ahead of target and the increase in access to counselling in schools is noteworthy
- The stabilising and recent reduction in the looked after/ care population is significant and now clear evidence that the number of new admissions to care has reduced
- **Challenges:** Whilst the overall number of children outside mainstream schooling is welcomed there remains significant work to reduce the numbers within that group who are permanently excluded. In addition we need to increase still further the level of activity provided to those excluded young people. The Children and Families report highlights challenges facing all authorities in introducing electronic social care records. Being a pathfinder in this area has brought the challenge earlier to our attention and resourcing of this area of work needs stabilising. Future monitoring reports will also need to see progress on the health and safety agenda, in improving HR processes and in targeted reductions in sickness absence levels. The attendance levels of looked after children and performance in ensuring care leavers have good access to education training and employment will be subject to additional monitored. Levels of total absence in secondary schools is also of some concern this year and the principal education welfare officer continues to work with the School Improvement service and our regional adviser to support those schools where absence or number of persistent absentees.

Corporate Priorities

7. The service plans funded through the Children's Services budget were developed within a clear planning framework and under an overarching partnership statutorily required document the Children and Young Peoples Plan 2007-10. The service plans do contribute to key corporate priorities including:
 - Increase people's skills and knowledge to improve future employment prospects
 - Improve the health and lifestyles of the people who live in York, in particular among groups whose levels of health are the poorest
 - Improve the life chances of the most disadvantaged and disaffected children, young people and families in the city
 - Improve our focus on the needs of customers and residents in designing and providing services
 - Improve leadership at all levels to provide clear, consistent direction to the organisation
 - Improve the way the Council and its partners work together to deliver better services for the people who live in York

- Improve efficiency and reduce waste to free-up more resources

Implications

Financial

8. Based on the actuals to date and other information on future expenditure plans and income generation, an assessment has been made by budget managers of the likely net outturn for each service plan and cost centre. At this stage in the year there is no reason to suggest that most budgets will not come in at or about the level of the current approved budget. There are though a number of exceptions to this and these variations are summarised in the Annex with full details provided in the budget section of each service plan profile.
9. The original net budget for Children's Services for 2007/08 was set at £25,990k. Since then there have been a number of changes made (the annex provides details) resulting in a latest approved net budget of £25,985k. In summary the projected net outturn for 2007/08 is £26,405k, leaving a projected net overspend of £420k or 1.6% (0.1% of total turnover).
10. Members will be aware that the majority of the Children's Services budget is now funded from the ring-fenced Dedicated Schools Grant (DSG). As a consequence the net projected overspend for the portfolio is split:

Dedicated Schools Grant	- £32k
General Fund (Council Tax)	+ £452k

Dedicated Schools Grant

11. The net projected position has moved from an overspend of £146k at monitor 1 to an underspend of £32k, a reduction of £178k. The major changes from monitor 1 are set out briefly below with full details of each in the Annex.
 - A reduction in the projected underspend on Out of City Placements of £74k.
 - An increase of £83k in the projected overspend on support required for statemented children from Learning Support Assistants.
 - A £45k underspend on staffing due to vacancies across the Sensory, Physical & Medical support teams in SEN, following a restructure of the service.
 - A £182k reduction in the projected overspend on Nursery Education Grants following successful negotiations with the DCSF to allow some of the pathfinder grant to be used to support the base budget pressure.
 - A decrease in the projected overspend on Home Tuition of £37k.
 - A projected revenue underspend of £65k due to a delay in the establishment of the Danesgate Skills Centre.

12. The latest approved DSG budget for 2007/08 already assumes a deficit of £198k. The net projected underspend of £32k against these approved budgets would reduce this deficit to £166k.
13. Under the terms and conditions of the DSG any deficits either have to be funded in year by a contribution from the council's General Fund budget or carried forward and funded from the following financial year's DSG. The current presumption is that the final deficit amount would be carried forward to 2008/09 and become a first call against the DSG in that year.

General Fund

14. Monitor 1 highlighted a projected net overspend after mitigating action of £371k. The individual service plan financial monitoring sheets in the Annex now show a total projected overspend of £759k. To offset this mitigating action is being taken to hold back expenditure or redirect resources totalling £307k, with the details again shown in the Annex. The result of this action leaves the net projected overspend of £452k which is a worsening of the position reported in monitor 1 of £81k. The major changes from monitor 1 are set out briefly below with full details of all variations from the approved budget shown in the Annex:
 - An increase of £70k in the projected overspend on children's social care legal fees.
 - A projected underspend of £33k on Leaving Care budgets due to a lower than usual number of children moving to independence in the first half of the year.
 - A high number of staff vacancies within the Pathway Team in the first half of the year saving £28k.
 - A significant shortfall in the level of income being generated within the music service, estimated at £65k for the year.
 - A net increase in the projected overspend on Home to School Transport costs of £40k.
15. Officers will continue to work to identify further savings to bridge the remaining budget gap before the end of the financial year. This will include work in the following areas:
 - A review of the charging structure within the music service, including the concessions policy to ensure it is still operating effectively and only targeting those in genuine need of support.
 - Exploring further options to charge more current general fund expenditure to the Schools Budget and hence the DSG, particularly around SEN transport costs.
16. Reviewing savings options that are being developed as part of the 2008/09 budget process to identify any that could be implemented prior to 1 April 2008.

17. There are no specific equalities/ legal/IT/ property/HR or crime and disorder implications arising from this report.

Risk Management

18. All of the original service plans include a section on risk management. The collective overall judgement on progress within the service is such that whilst we have identified some key operational and financial risks they do not constitute a level of concern to impact upon the overall progress of the service

Recommendations

19. The Executive Member is recommended to:
- Note the performance of services within the directorate funded through the Children's Services budget

Reason: to meet the agreed service planning reporting arrangements for the service

Contact Details

Author:

Peter Dwyer
Director, Learning, Culture and
Children's Services
554200

Chief Officer Responsible for the report:

Peter Dwyer
Director of Learning, Culture and Children's Services

Report Approved

Date 21 November 2007

Specialist Implications Officer(s)

Financial Implications
Richard Hartle
Head of Finance (LCCS)
Ext 4225

Wards Affected: *List wards or tick box to indicate all*

All

For further information please contact the author of the report

Background Papers

None

Annexes

Annex 1: Summary of Service plan monitoring reports including key performance indicators and budgets

This page is intentionally left blank



**Learning, Culture & Children's Services
Service Plan Report, Monitor 2 2007 – 2008**

Contents:

Financial Monitoring Reports

Children's Services Portfolio Summary

Strategic Management

School Asset Rents & Rates

School Contacts

School Delegated and Devolved Funding

Dedicated Schools Grant

Service Plan & Budget Monitoring Reports

Education Development Service

CPD (Training and Development) Service

School Governance Service

Children and Families

Special Education Needs

Educational Welfare

The Youth Service

Early Years and Extended Schools

Adult and Community Education

Arts and Culture

Sports and Active Leisure

Access

Finance

Human Resources

Information Technology

Management Information Service

Planning and Resources

Children's Services Portfolio Summary		2006/07 Latest Approved Budget	
	£000		£000
2007/08 Original Estimate (Net Cost)	25,990	Employees	19,290
<u>Approved Changes:</u>		Premises	6,198
• NNDR Budget Adjustments (Corporate)	- 5	Transport	2,892
• Recruitment Advertising Corporate Adjustments NR	- 17	Supplies & Services	14,327
<u>Director's Delegated Virements:</u>		Miscellaneous:	
• Allocation of residual budgets following Arts & Culture restructure	+ 1	Recharges	11,928
• Additional interest on capital grants allocated to LCCS NR	+ 50	Delegated / Devolved	91,205
• British Association Science Festival - to Arts & Culture (Leisure) NR	- 35	Other	3,520
		Capital Financing	5,997
2007/08 Latest Approved Budget (Net Cost)	25,985	Gross Cost	155,356
		Less Income	129,371
		Net Cost	25,985

<u>Summary of Service Plan Variations from the Approved Budget:</u>	Latest Approved Budget	Net Variation General		Projected Outturn Expenditure	Variation %
	£000	£000	DSG £000	£000	%
<u>Children & Families</u>					
Children's Social Care	9,932	+ 312		10,244	+ 3.1%
Education Welfare Service	375	- 10		365	- 2.7%
Local Safeguarding Children Board	45	0		45	-
Special Educational Needs	4,353	0	- 87	4,266	- 2.0%
Youth Offending Team	189	0		189	-
<u>Lifelong Learning & Culture</u>					
Adult & Community Education	-13	0		- 13	-
Arts & Culture (Education)	355	+ 65		420	+ 18.3%
<u>Partnerships & Early Intervention</u>					
Children's Trust (YorOK)	78	0		78	-
Early Years & Extended Schools (Education)	2,590	0	+ 103	2,693	+ 4.0%
Integrated Children's Centres	0	0		0	n/a
Youth Service	1,582	0		1,582	-
<u>Resource Management</u>					
Access Services	2,969	+ 132		3,101	+ 4.4%
Financial Services (LCCS)	1,243	- 75		1,168	- 6.0%
Human Resources	603	- 3		600	- 0.5%
ICT Client Services	251	- 4		247	- 1.6%
Management Information Service	269	0		269	-
Planning & Resources	382	- 20		362	- 5.2%
Strategic Management	1,236	+ 55		1,291	+ 4.5%
<u>School Improvement & Staff Development</u>					
Behaviour Support Service	1,236	0	- 67	1,169	+ 5.4%
Education Development Service	2,435	0	+ 14	2,449	- 0.6%
Governance Service	72	0		72	-
Training & Development Unit	348	0		348	-
Traveller Education & Ethnic Minority Service	255	0	+ 5	260	+ 2.0%
<u>School Funding & Contacts</u>					
School Asset Rents & Rates	5,920	0		5,920	-
School Contracts	-17	0		- 17	-
School Delegated and Devolved Funding	73,404	0		73,404	-
<u>Dedicated Schools Grant (Income Only Budget)</u>	-84,107		0	- 84,107	-
Children's Services Portfolio Total	25,985	+ 452	- 32	26,405	+ 1.6%

Section B: Budget

<u>Strategic Management</u>		2007/08 Latest Approved Budget	
	£000		£000
2007/08 Original Estimate (Net Cost)	1,170	Employees	702
<u>Approved Changes:</u>		Premises	0
• LCCS Restructure (Urgency 20/03/07)	+ 51	Transport	6
		Supplies & Services	18
<u>Director's Delegated Virements:</u>		Miscellaneous:	
• Additional interest on capital grants allocated to LCCS NR	+ 50	Recharges	693
• British Association Science Festival - to Arts & Culture (Leisure) NR	- 35	Delegated / Devolved	1
		Other	0
		Capital Financing	0
		Gross Cost	1,420
		Less Income	185
2007/08 Latest Approved Budget (Net Cost)	1,236	Net Cost	1,236

Significant Variations from the Approved Budget:		
• Based on the outturn position for 2006/07 there is likely to be a significant shortfall in the YPO dividend income budget in 2007/08.		+ 20
• Balance of the £90k Management Challenge saving yet to be realised. The on-going saving from the restructure of LCCS is expected to be £70k pa leaving £20k of on-going savings still to be found. In 2007/08 the part year saving has been offset by higher than budgeted recruitment advertising and consultants costs.		+ 35
Projected Net Outturn Expenditure		1,291
Overall Net Variation from the Approved Budget		+ 55
Percentage Net Variation from the Approved Budget		+ 4.5%

Section B: Budget

School Asset Rents & Rates		2007/08 Latest Approved Budget	
	£000		£000
2007/08 Original Estimate (Net Cost)	5,920	Employees	0
<u>Approved Changes:</u>		Premises	1,132
		Transport	0
		Supplies & Services	185
		Miscellaneous:	
		Recharges	0
		Delegated / Devolved	0
		Other	0
<u>Director's Delegated Virements:</u>		Capital Financing	5,735
		Gross Cost	7,052
		Less Income	1,132
2007/08 Latest Approved Budget (Net Cost)	5,920	Net Cost	5,920

Significant Variations from the Approved Budget:

- No significant variations to report.

Projected Net Outturn Expenditure	5,920
Overall Net Variation from the Approved Budget	0
Percentage Net Variation from the Approved Budget	0%

Section B: Budget

<u>School Contracts</u>		2007/08 Latest Approved Budget	
	£000		£000
2007/08 Original Estimate (Net Cost)	- 17	Employees	62
<u>Approved Changes:</u>		Premises	4,607
		Transport	1
		Supplies & Services	1,298
		Miscellaneous:	
		Recharges	858
		Delegated / Devolved	147
		Other	279
<u>Director's Delegated Virements:</u>		Capital Financing	0
		Gross Cost	7,252
		Less Income	7,268
2007/08 Latest Approved Budget (Net Cost)	- 17	Net Cost	- 17

Significant Variations from the Approved Budget:	
• No significant variations to report.	
Projected Net Outturn Expenditure	- 17
Overall Net Variation from the Approved Budget	0
Percentage Net Variation from the Approved Budget	0%

Section B: Budget

<u>School Delegated and Devolved Funding</u>		2007/08 Latest Approved Budget	
	£000		£000
2007/08 Original Estimate (Net Cost)	73,239	Employees	0
<u>Approved Changes:</u>		Premises	0
• DSG Carry Forward Adjustment re Westside Contingency (EMAP 06/09/07)	+ 165	Transport	0
		Supplies & Services	0
		Miscellaneous:	
		Recharges	26
		Delegated / Devolved	85,587
		Other	0
		Capital Financing	0
		Gross Cost	85,613
<u>Director's Delegated Virements:</u>		Less Income	12,209
		Net Cost	73,404
2007/08 Latest Approved Budget (Net Cost)	73,404		

Significant Variations from the Approved Budget:	
• No significant variations to report.	
Projected Net Outturn Expenditure	73,404
Overall Net Variation from the Approved Budget	0
Percentage Net Variation from the Approved Budget	0%

Section B: Budget

<u>Dedicated Schools Grant</u>		2007/08 Latest Approved Budget	
	£000		£000
2007/08 Original Estimate (Net Cost)	- 83,942	Employees	0
<u>Approved Changes:</u>		Premises	0
• DSG Carry Forward Adjustment re Westside Contingency (EMAP 06/09/07)	- 165	Transport	0
		Supplies & Services	0
		Miscellaneous:	
		Recharges	0
		Delegated / Devolved	0
		Other	-198
<u>Director's Delegated Virements:</u>		Capital Financing	0
		Gross Cost	- 198
		Less Income	83,909
2007/08 Latest Approved Budget (Net Cost)	- 84,107	Net Cost	- 84,107

Significant Variations from the Approved Budget:	
• No significant variations to report.	
Projected Net Outturn Expenditure	- 84,107
Overall Net Variation from the Approved Budget	0
Percentage Net Variation from the Approved Budget	0%



Learning, Culture & Children's Services Service Plan Monitor 2 (1 August –31 October) 2007 – 2008

Service: School Improvement & Staff Development Service Manager: Jill Hodges

Section A: Service Plan Initiatives and Actions

1. Achievements.

- The new School Improvement and Staff Development (SISD) team is now in place under the leadership of the new Assistant Director. New structures are providing a clear, co-ordinated and cohesive approach to and focus on school improvement
- Standards and achievement measures for 2006-2007 demonstrate significant improvement across all Key Stages and are evidence of the impact of the work undertaken with schools to raise standards
- Training is being undertaken by key staff with regard to PHSE, and Relationships Education (SRE) to reducing teenage pregnancies. The theatre in education production has not yet been done due to lack of capacity.
- The social and emotional development of the primary school population across the City has made significant progress. Funding supports a cross-phase consultant for attendance and behaviour including SEAL (Social and Emotional Aspects of Learning). There are 4 leading schools additionally supported to provide model practice for other schools across the City. Evaluations state that there are improvements in specific behaviours.
- Significant structural and strategic review of behaviour strategy has resulted in refocusing the role of the Bridge and Behaviour Support service within SISD. Within the Bridge an explicit focus on learning and teaching has resulted in improved pupil engagement. Pupil progress is evident in terms of re-engagement and social re-adjustment. Pilot programme for targeted year 6 pupils at risk completed
- Provision at the PRU has been reviewed as part of strategic review of CYC behaviour strategy and the appointment of a manager for the Skills Centre is expected prior to opening in January 08. LSC funding is being used to target learners from disadvantaged areas and to support schools in mainstream accessing the Skills Centre facility in the future
- Analysis has been undertaken of all Ofsted reports identifying schools/key areas emerging as satisfactory. Commonality will inform future planning with planning/targeting of consultant support aligned to school needs
- The new CYC Inclusion Award based on the updated Self Review Framework (SRF) is having a positive impact with 14 schools currently accredited and another two expected by December 2007. .
- Termly Curriculum Support Group meetings have been organised for primary teachers to explore issues to do with Assessment for Learning. There is positive evidence of impact. The work on Maths have been closely monitored with KS1 and KS2 has improving from 2006
- Sustainable leadership has been initiated through Beacon partnership work linked to the Leadership Academy in South Gloucestershire and also linked with the Lakes Conference for 2008
- Preparation for the Early Years / Foundation stage statutory requirements is underway with briefings held for Headteachers with at least 90% of schools attending
- The primary School Improvement Partner (SIP) programme is now in place and roles are being aligned with the Locality Adviser. The secondary SIP programme meets statutory guidance. There are both internal and external SIPs for primary and secondary schools, and it is planned to recruit one special school external SIP
- The Able, Gifted and Talented Strategy has made good progress with primary Leading Teachers for being recruited and trained from the majority of schools. Rapid progress is being made with the Independent and State School Partnership (ISSP) Project with all secondary institutions in the City.
- Standards in primary schools have risen with the impact of the primary framework CPD programme supporting literacy and maths subject leaders in an increasing number of schools. Initial training and support has been completed for CLLD co-ordinators in schools also impacting positively on standards.
- Intensive Support programme (ISP) is securing progress and continuing for a further year in the four ISP schools with the addition of one further school in the full programme. .

- Standards in secondary schools have risen significantly. Intervention work, support, advice and guidance from advisers and consultants has made a difference, particularly in more vulnerable schools. Tailored residencies implemented in July 07 have led to more focused teaching and learning and improved tracking of pupil progress will support this momentum. Functional skills training has been implemented.
- Locality centre managers are in post for both designated Children's Centres (Hob Moor and Clifton Green) with induction programme in place for managers/teams.
- Positive behaviour in all secondary schools, especially identified ones, is being promoted to reduce the exclusions. Four have received whole school training on positive behaviour. It is anticipated that the SEAL project will be launched with all secondary schools by September 08.
- 14-19 developments continue to be strong with two diplomas (Society, Health and Development and Engineering, are being offered from September 2008. . Archbishop Holgate's School is working with the LA, to fulfill its sixth-form presumption to meet the needs of the learners across the City. The on-line prospectus is on schedule and will be launched in November 2007. All York schools have attended training so they can access this resource effectively

2. Actions planned but not completed.

- Foundation Stage Profile Moderation
Training for foundation stage practitioners, including those in the 50% of schools being moderated this year is planned for November 2007
- Further work is needed to develop the role of Locality Advisers
- Further work needs to be undertaken with regard to support improvement in provision at the Bridge Centre and the Pupil Support Unit

Commentary

Planned for November 2007

2007/08 Monitor 2 ~ EDS ~ School Improvement & Staff Development

Code	Description of PI	Service Manager	Historical Trend				07/08 (06/07 academic year)				08/09	09/10	05/06	PI appears as a Key PI	Reasons/Explanation as to why Monitor 2 target wasn't achieved or exceeded	
			03/04 (academic 02/03)	04/05 (academic 03/04)	05/06 (academic 04/05)	06/07 (academic 05/06)	1st Monitor (4 mths)	2nd Monitor (7 mths)	3rd Quarter/Term	3rd Mon Target (Whole Year)	Target	Target	Unitary Average			
CYP8.1 (BVPI - 41)	Percentage of end of KS2 pupils in schools maintained by the local authority achieving Level 4 or above in the Key Stage 2 English test	Jill Hodges	75.3%	80.0%	81.0%	81%	actual		83.0%		85%	85%	86%	77.3%	O3/P9	Highest ever result. We are 3% above the national average and ranked 28th in England.
			85%	88%	88.0%	86%	profile									
CYP8.2 (BVPI 40)	Percentage of end of KS2 pupils in schools maintained by the local authority achieving Level 4 or above in the Key Stage 2 Mathematics test	Jill Hodges	73.7%	79.0%	78.0%	78%	actual		81.0%		85%	85%	86%	74.1%	P8	Highest ever result. 3 percentage point increase on 05/06 result. We are 4% above the national average and ranked 16th in England.
			83.0%	87.0%	87.0%	85%	profile									
CYP8.3	Percentage of end of KS2 pupils in schools maintained by the local authority achieving Level 4 or above in the Key Stage 2 Science test	Jill Hodges			88%	86%	actual		90%		89%	89%	90%		P8	Highest ever result. 4 percentage point increase on 05/06 result. We are 2% above the national average and ranked 26th in England.
CYP8.4	KS3 to KS4 Contextual Value Added score (for pupils at the end of KS4)	Jill Hodges				1000.6	actual		N/A		1002 (991)	1003 (993)	1004 (994)			All DCSF validated school performance information is finalised by DCSF from Jan 08 at the earliest.
CYP8.7	% of pupils living in the 30% most deprived areas in the country (IDACI) gaining L4+ in English at KS2	Jill Hodges			66%	67%	actual		N/A		72%	73%	75%		P5/P8	Figures will be available by the end of Dec 2007
CYP8.8	% of pupils living in the 30% most deprived areas in the country (IDACI) gaining L4+ in Maths at KS2	Jill Hodges			62%	64%	actual		N/A		71%	72%	74%		P5/P8	Figures will be available by the end of Dec 2007
CYP8.9	% of pupils living in the 30% most deprived areas in the country (IDACI) gaining L4+ in Science at KS2	Jill Hodges			76%	75%	actual		N/A		79%	80%	82%		P5/P8	Figures will be available by the end of Dec 2007
CYP8.10	% of pupils living in the 30% most deprived areas in the country (IDACI) gaining 5 A*-C including Maths and English, at GCSE	Jill Hodges			26%	25%	actual		N/A		35% (38%)	36.5% (39%)	38.5% (41%)		P5	Figures will be available by the end of Dec 2007
CYP16.2	% of young people (aged 19) with Level 2 qualifications (LSC PI)	Jill Hodges				72%	actual		N/A		75%	78%	81%			LSC provides this data
CYP17.1	% of young people achieving at least one vocational qualification at the end of KS4	Jill Hodges			33.3%	40.5%	actual		N/A		45% (40%)	50% (45%)	55% (48%)		P5	Figures will be available by the end of Dec 2007
CYP17.2	Number of vocational entries at the end of KS4	Jill Hodges			551	787	actual		N/A		1000 (600)	1150 (700)	1250 (790)		O5/P5	Figures will be available by the end of Dec 2007
CYP17.3	Number of students starting vocational diplomas at levels 1, 2 or 3	Jill Hodges					actual		N/A			150	250			Figures will be available by the end of Dec 2007
BVPI 38	Percentage of 15-year-old pupils in schools maintained by the local authority achieving five or more GCSE's at grades A* - C or equivalent	Jill Hodges	58.9%	56.6%	(60.6%) 59.8%	61.7% (62.1%)	actual		67.1% (67.4%)		67.5%	68.0%	69.0%	53.2%	O3	Highest ever result. Over 5% increase from 2005/06. We are 6% above the national average and ranked 12th in England.
			63.0%	64%	64%	65.0%	profile									
BVPI 39	Percentage of 15-year-old pupils in schools maintained by the local education authority achieving 5 GCSE's or equivalent at grades A*-G (Including English & Maths)	Jill Hodges	90.2%	90.50%	89.9% (91.2%)	90.9% (91.4%)	actual		91.7% (92.3%)		95.2%	95.2%	95.2%	87.8%		Highest ever result. We are 4% above the national average and ranked 17th in England.
			93.0%	95% (PSA 96%)	95%	95.1%	profile									
BVPI 181a	Percentage of end of KS3 pupils in schools maintained by the local education authority achieving level 5 or above in the Key Stage 3 test in English	Jill Hodges	76%	75%	79.0%	77%	actual		81.0%		83%	84%	84%	72.17%		Highest ever result. 4 percentage point increase on 05/06 result. We are 7% above the national average and ranked 10th in England.
			79%	80%	80%	82%	profile									

2007/08 Monitor 2 ~ School Improvement & Staff Development

Code	Description of PI	Service Manager	Historical Trend				07/08				08/09	09/10	05/06	PI appears as a Key PI	Reasons/Explanation as to why Monitor 2 target wasn't achieved or exceeded
			03/04 (academic 02/03)	04/05 (academic 03/04)	05/06 (academic 04/05)	06/07 (academic 05/06)	1st Monitor (4 mths)	2nd Monitor (7 mths)	3rd Quarter/Term	3rd Mon Target (Whole Year)	Target	Target	Unitary Average		
BVPI 181b	Percentage of end of KS3 pupils in schools maintained by the local education authority achieving level 5 or above in the Key Stage 3 test in Maths	Jill Hodges	77%	77%	80%	82%	actual				84%	85%	85%	72.96%	The result in Maths is down 1% compared to last year but this matches the national trend. We are 5% above the national average and ranked 12th in England.
			79%	79%	81%	83%	profile								
BVPI 181c	Percentage of end of KS3 pupils in schools maintained by the local education authority achieving level 5 or above in the Key Stage 3 test in Science	Jill Hodges	74%	73%	76%	78%	actual		79%		83%	83%	83%	69.11%	Highest ever result. 1 percentage point increase on 05/06 result. We are 6% above the national average and ranked 13th in England.
			80%	79% (PSA 81%)	81%	82%	profile								
BVPI 181d	Percentage of end of KS3 pupils in schools maintained by the local education authority achieving level 5 or above in the Key Stage 3 test in ICT	Jill Hodges	56.2%	68.65%	79%	80%	actual		84%		81%	81%	82%	67.10%	
			70%	75%	79%	80%	profile								
BVPI 194a	Percentage of end of KS2 pupils in schools maintained by the local authority achieving Level 5 or above in the Key Stage 2 English test	Jill Hodges	25.1%	33%	28%	37%	actual		37%		42%	42%	42%	25.0%	Provisional results show that the result is the same compared to 2005/06. We are still 4% above the national and ranked 24th in England. Our ranking has improved from 29th. A number of schools have sent in papers for remarking and we awaiting the results
			35%	40%	41%	42%	profile								
BVPI 194b	Percentage of end of KS2 pupils in schools maintained by the local authority achieving Level 5 or above in the Key Stage 2 Maths test	Jill Hodges	30.8%	35%	35%	37%	actual		37%		40%	40%	40%	30.0%	Provisional results show that the result is the same compared to 2005/06. This mirrors the national trend. We are still 4% above the national and ranked 17th in England.
			33%	38%	39%	40%	profile								
EDS5	Maintain a LEA Value Added Score of at least 100.3 for KS3	Jill Hodges	100.7	100.2	100.3	100.9	actual		N/A		100.4	100.4	100.4		All DCSF validated school performance information is finalised by DCSF from Jan 08 at the earliest.
			100.3	100.3	100.4	profile									
EDS6	% of pupils achieving A* or A in GCSE (full)	Jill Hodges	17.5%	20.1%	20.9%	20.9%	actual		24.9%		22.0%	23.0%	24.0%		
			18.8%	19.5%	18.8%	20.0%	profile								
EDS7	The effectiveness of the LEA's support for gifted and talented pupils (AC School Survey 3.11)	Tricia Ellison	2.7	2.38	2.21	2.33	actual		2.05		2.1	2.0	2.0		
			3.0	3.0	3.0	2.2	profile								
EDS8	Number of pupils participating in extension and/or enrichment programmes (academic year reporting)	Tricia Ellison	114	300	405	713	actual		562		475	500	525		Following the demise of NAGTY their data which shows the involvement of students in enrichment programmes will not be available and the new provider is currently not providing this information. This will impact on our ability to report on this PI in the future, therefore this PI will need to change for the future. Also it should be noted that schools individual programmes are not included in these figures.
				202	100	450	profile								
EDS14	No. of schools 'Causing Concern' LEA assessment	Jill Hodges		7	4	4	actual		2		4	4	4		2 schools 'causing concern' at July 2007
EDS15	No. of schools in 'notice to improve' Ofsted category	Jill Hodges		0	0	1	actual		1		0	0	0		Hob Moor Primary school received a notice to improve from their inspection in October 2007
				0	0	0	profile								
EDS16	APS at Foundation Stage profile	Jill Hodges	6.8	7.0	7.1	6.9	actual		7.0		7.2	7.2	7.2		
						7.1	profile								
EDS17	APS at KS1	Jill Hodges	15.9	15.6	15.6	15.6	actual		16.1		16.0	16.2	16.3		
						15.8	profile								
EDS18	Value Added score KS1 to KS2	Jill Hodges	99.5	99.9	100.2	99.7	actual		N/A		100.3	100.3	100.3		All DCSF validated school performance information is finalised by DCSF from Jan 08 at the earliest.
						100.3	profile								
EDS19	Contextual Value Added score KS2 to KS4	Jill Hodges		987.9	995.5	1002.3	actual		N/A		1003.0	1004.0	1005.0		All DCSF validated school performance information is finalised by DCSF from Jan 08 at the earliest.
						1002.3	profile								
EDS 22	% of end of KS4 pupils in schools maintained by the LA achieving 5 GCSE or equivalent grades A*-C (including English and Maths)	Jill Hodges				48.8%	actual		54.1%		55%	56%	57.5%		Highest result ever. Over 5% increase on 05/06 result. We are 7% above the national average and ranked 19th in England.

Any PI No. that is shown in yellow indicates that this PI is a Local Area Agreement PI

PI is lower than the lower quartile mark when comparing to avail Actual is worse than the profile by the tolerance factor

PI is higher than the upper quartile mark when comparing to available Quartile information for that year

Actual is better than the profile by the tolerance factor

Actual is worse than the profile by the tolerance factor

O3/P5 indicates that this PI appears as a Key PI in the CYPP 2007/10 and or supports a Corporate Priority

2007/08 Monitor 2 ~ Pupil Support Centre & Ethnic Minority Support ~ School Improvement & Staff Development

Code	Description of PI	Service Manager	Historical data			07/08					08/09	09/10	05/06	PI appears as a Key PI	Reasons/Explanation as to why Monitor 2 target wasn't achieved or exceeded.
			04/05	05/06	06/07		1st Monitor (4 mths)	2nd Monitor (7 mths)	3rd Quarter/Term	3rd Mon Target (Whole Year)	Target	Target	Unitary Average		
CYP13.1 (AE1)	Number of pupils in 'Out of School' provision	Chris Nicholson	216	177 150	125 130	actual profile	N/A 100	76 100		100	100		O4	Due to the success of the Reintegration Panel pupils are being readmitted to mainstream school more quickly than in previous years.	
CYP13.2 (AE2)	Number of days provided in 'Out of School' provision	Chris Nicholson	2	2.4	3.6 4	actual profile	N/A 3	3.74 5		5	5		O4	Despite a 25% increase in the level of provision being offered to those pupils on the EO roll compared with the same time last year, the target of 5 days has not yet been achieved.	
ET2	% of attendance of Traveller Pupils in York Primary schools (academic year reporting)	Sylvia Hutton	82%	82%	85.0%	actual				92.0%	94.0%				
			90%	85%	87.0%	profile			90.0%						
ET3	% of attendance of Traveller Pupils in York Secondary schools (academic year reporting)	Sylvia Hutton	83%	73%	76.5%	actual				82.0%	84.0%				
			73%	70%	76%	profile			80.0%						
ET4	% of attendance of Traveller Pupils in York Special schools (academic year reporting)	Sylvia Hutton	62%	94%	92.5%	actual				98.0%	99.0%				
			70%	90%	96%	profile			97.0%						
ET6	The effectiveness of your council's support for combating discrimination and racism (AC Q 2.6)	Catherine Leonard	2.32	2.47	2.26	actual		2.49		2.50	2.50				Need to offer more training to schools and governing bodies, make sure it is well publicised so that schools know of its availability.
					2.50	profile			2.50						
ET7	The effectiveness of your council's support for meeting the needs of pupils from minority ethnic groups, refugee families and Traveller communities (AC Q 3.10)	Catherine Leonard	2.04	1.97	2.24	actual		2.12		2.50	2.50				
					2.50	profile			2.50						

Any PI No. that is shown in yellow indicates that this PI is a Local Area Agreement PI

PI is lower than the lower quartile mark when comparing to available Quartile information for that year

PI is higher than the upper quartile mark when comparing to available Quartile information for that year

Actual is better than the profile by the tolerance factor

Actual is worse than the profile by the tolerance factor

O3/P5 Indicates that this PI appears as a Key PI in the CYPP 2007/10 and or supports a Corporate Priority

Section B: Budget

<u>Education Development Service</u>		2007/08 Latest Approved Budget	
	£000		£000
2007/08 Original Estimate (Net Cost)	2,477	Employees	1,690
<u>Approved Changes:</u>		Premises	36
• LCCS Restructure (Urgency 20/03/07)	- 33	Transport	37
		Supplies & Services	1,425
		Miscellaneous:	
<u>Director's Delegated Virements:</u>		Recharges	4,987
• LAC Post transferred from EDS to SEN	- 21	Delegated / Devolved	4,374
• Capitation budget transferred from EDS to SEN	- 11	Other	0
• Area Teachers Hearing Impairment Work	+ 8	Capital Financing	0
• NYBEP Budget transferred to 14-19 Strategy	+ 15	Gross Cost	12,550
		Less Income	10,114
2007/08 Latest Approved Budget (Net Cost)	2,435	Net Cost	2,435

Significant Variations from the Approved Budget:		
• In the 2007/08 budget process a full financial year saving was taken on the Learning & Curriculum Team Area Teachers, but the teachers remained in employment until the end of the academic year creating a one-off overspend.		+ 14
Projected Net Outturn Expenditure		2,449
Overall Net Variation from the Approved Budget		+ 14
Percentage Net Variation from the Approved Budget		+ 0.6%

Section B: Budget

<u>Traveller Education & Ethnic Minority Service</u>		2007/08 Latest Approved Budget	
	£000		£000
2007/08 Original Estimate (Net Cost)	255	Employees	428
<u>Approved Changes:</u>		Premises	1
		Transport	5
		Supplies & Services	7
		Miscellaneous:	
		Recharges	69
		Delegated / Devolved	10
		Other	0
<u>Director's Delegated Virements:</u>		Capital Financing	0
		Gross Cost	520
		Less Income	265
2007/08 Latest Approved Budget (Net Cost)	255	Net Cost	255

Significant Variations from the Approved Budget:	
• Net amount of all minor variations in expenditure and income.	+ 5
Projected Net Outturn Expenditure	260
Overall Net Variation from the Approved Budget	+ 5
Percentage Net Variation from the Approved Budget	+ 2.0%

Section B: Budget

<u>Behaviour Support Service</u>		2007/08 Latest Approved Budget	
	£000		£000
2007/08 Original Estimate (Net Cost)	1,260	Employees	1,025
<u>Approved Changes:</u>		Premises	57
• LCCS Restructure (Urgency 20/03/07)	- 29	Transport	9
		Supplies & Services	269
		Miscellaneous:	
		Recharges	64
		Delegated / Devolved	51
		Other	0
		Capital Financing	0
<u>Director's Delegated Virements:</u>		Gross Cost	1,476
• Combine Home Tuition budgets	+ 5	Less Income	240
2007/08 Latest Approved Budget (Net Cost)	1,236	Net Cost	1,236

Significant Variations from the Approved Budget:	
• Projected overspend on Home Tuition due to additional costs incurred because a number of PRU and Work Related Learning placements have been delayed.	+ 20
• Projected revenue underspend due to a delay in the establishment of the Danesgate Skills Centre.	- 65
• The Alternative Learning programme aims to reintegrate young people aged 10 to 16 back into full time education. This programme is in the process of being set up and delays in recruitment to posts mean there will be an underspend in 2007/08.	- 22
Projected Net Outturn Expenditure	1,169
Overall Net Variation from the Approved Budget	- 67
Percentage Net Variation from the Approved Budget	- 5.4%



**Learning, Culture & Children's Services
Service Plan Monitor 2 (1 August –31
October) 2007 – 2008**

**Service: School Improvement & Staff Development
Service Manager: Sue Foster**

Section A: Service Plan Initiatives and Actions

1. Achievements.

- We have appointed new staff to the TDU and the PDL team.
- Induction arrangements in place.
- Team developments e.g. Away days are helping to develop a team approach.
- Training & Development group in YorOK working towards more multi-agency activities.
- Effective monitoring of action plans and impacts being under taken.
- Increased number of school achieving healthy school status.
- Achieved higher than targets levels of satisfaction with quality of courses offered through TDU.

2. Actions planned but not completed.

- Two posts within TDU are not filled.
- Expected more multi-agency CPD opportunities across LCCS.

Commentary

Time restraint, will be completed by April 08.

Complexities of planning such opportunities.

2007/08 Monitor 2 ~ Training & Dev Unit ~ School Improvement & Staff Development

Code	Description of PI	Service Manager	Historical Trend				07/08				08/09	09/10	05/06	PI appears as a Key PI	Reasons/Explanation as to why Monitor 2 target wasn't achieved or exceeded	
			03/04	04/05	05/06	06/07		1st Monitor (4 mths)	2nd Monitor (7 mths)	3rd Quarter/Term	3rd Mon Target (Whole Year)	Target	Target			Unitary Average
CYP2.1 (EDS9 & 10)	% schools achieving the healthy school standard	Sue Foster	7%	14%	23.5%	52.9%	actual					100%	100%		O1	Not available until Dec 07.
						50%	profile		73%		73%					
CYP2.2 (EDS22)	% of Year 7 & 8 pupils eating 5 fruit & veg a day (most or every day)	Sue Foster			39.4%	41.5%	actual					42.0%	45.0%			
						40.0%	profile				41.0%					
CYP4.4 (EDS9 & 10)	Number of schools where PHSCE drug and alcohol education, policies and practices are in line with the national standard	Sue Foster	5	10	15	37	actual					67	67			Not available until March 08.
						35	profile		51		51					
TD1	Number of schools buying into the LCCS Training & Development Service (in the buy-back)	Sue Foster					actual									
							profile									
TD2	Number of schools accessing CPD activities	Sue Foster				100%	actual	100%	100%			100%	100%	100%		
						100%	profile	100%	100%	100%	100%					
TD3	Number of LCCS staff accessing CPD actives	Sue Foster				37%	actual	36%	40%			30%	35%			2005 delegates all LCCS staff,
						20%	profile	25%	25%	25%	25%					
TD4	Number of joint CPD activities (eg courses/conferences) offered by new TD Unit- joint provision from at least 2 departments within the directorate e.g. EDS and Governance, or Early Years and Children & Families	Sue Foster					actual									
							profile									
TD5	% of positive evaluations received in top 2 categories - 'very good' and 'excellent' (post training evaluation forms)	Sue Foster				97%	actual	95%	95%			95%	95%			We have exceeded the target and are really pleased. Service Planning for 2008/09 will reflect increased targets.
						85%	profile	90%	90%	90%	90%					
EDS11	No. of schools who are involved in the secondary school question times (per academic year)	Sue Foster	7	10	6	10	actual		N/A			8	9			Postponed - rescheduled for spring term.
						4	profile		7		7					
EDS13	No. of primary schools involved in the school council conference (per academic year)	Sue Foster	New	22	29	31	actual		40			40	42			
						20	profile		38		38					
EDS20	No. of secondary schools with an active school council	Sue Foster	1	3	3	8	actual		10			10	10			
						11	profile		10		10					

Any PI No. that is shown in yellow indicates that this PI is a Local Area Agreement PI

PI is lower than the lower quartile mark when comparing to available Quartile information for that year

PI is higher than the upper quartile mark when comparing to available Quartile information for that year

Actual is better than the profile by the tolerance factor

Actual is worse than the profile by the tolerance factor

O3/P5 Indicates that this PI appears as a Key PI in the CYPP 2007/10 and or supports a Corporate Priority

Section B: Budget

<u>Training & Development Unit</u>		2007/08 Latest Approved Budget	
	£000		£000
2007/08 Original Estimate (Net Cost)	348	Employees	224
<u>Approved Changes:</u>		Premises	5
		Transport	1
		Supplies & Services	98
		Miscellaneous:	
		Recharges	16
		Delegated / Devolved	202
<u>Director's Delegated Virements:</u>		Other	0
		Capital Financing	0
		Gross Cost	546
		Less Income	198
2007/08 Latest Approved Budget (Net Cost)	348	Net Cost	348

Significant Variations from the Approved Budget:	
• No significant variations to report.	
Projected Net Outturn Expenditure	348
Overall Net Variation from the Approved Budget	0
Percentage Net Variation from the Approved Budget	0%



**Learning, Culture & Children's Services
Service Plan Monitor 2 (1 August –31
October) 2007 – 2008**

**Service: School Improvement & Staff Development
Service Manager: Sue Pagliaro**

Section A: Service Plan Initiatives and Actions

1. Achievements.

- Governing Body self-review tool has been launched and Service Manager is facilitating the process on request.
- New training programme in place which includes all areas identified at priorities in the service plan.
- Ethnicity survey in planning stage for Spring 2008
- Chair of governors to attend a team meeting to brief clerks on service delivery from customer point of view.
- Service Manager involved in planning and delivering whole GB training and team building sessions.
- Change of service name to reflect core business – to be rolled out January 08.
- Introduction of new Succession Planning Tool for chairs of governors – to be finalised and rolled out in January 08.
- Service standard discussed at team meetings and being agreed – ongoing.
- Piloting of paperless meetings proposed to governing bodies – one volunteer GB so far.

2. Actions planned but not completed. Commentary

2007/08 Monitor 2 ~ School Governance ~ School Improvement & Staff Development

Code	Description of PI	Service Manager	Historical Trend			07/08				08/09	09/10	05/06	PI appears as a Key PI	Reasons/Explanation as to why Monitor 2 target wasn't achieved or exceeded
			04/05	05/06	06/07		1st Monitor (4 mths)	2nd Monitor (7 mths)	3rd Quarter/Term	3rd Mon Target (Whole Year)	Target	Target		
GOV1	% of LA Governor vacancies in a year not filled	Sue Pagliaro	2%	2%	2%	actual	0%	0%						A continuing programme of governor recruitment has ensured that vacancies are quickly filled.
			7%	2%	2%	profile	2%	2%	2%	2%	2%	2%		
GOV2	% of LA Governor vacancies filled within 6 months of the post becoming vacant	Sue Pagliaro	89%	97%	91%	actual					93%	95%		
			76%	90%	91%	profile				92%				
GOV3	% of new Governors attending training	Sue Pagliaro	51%	52%	65%	actual					65%	75%		
			55%	53%	55%	profile				60%				
GOV4	Service satisfaction survey (% attaining Satisfactory, Good or Very Good response from AC Schools survey 3.3)	Sue Pagliaro	96%	96%	100%	actual		100%			96%	100%		
			89%	96%	96%	profile				96%				
GOV5	% of buy back by schools for the clerking service	Sue Pagliaro	54%	55%	60%	actual					57%	60%		
			55%	55%	55%	profile				56%				
GOV6	Governance Services Customer Satisfaction Survey: % of respondents who record good or above satisfaction (bi-annual survey)	Sue Pagliaro			83%	actual					85%			
						profile								
GOV7	Clerking Services Customer Satisfaction Survey: % of respondents who record good or above satisfaction (bi-annual survey)	Sue Pagliaro			81%	actual					85%			
						profile								
GOV8	Number of schools carrying out a governing body self review	Sue Pagliaro				actual	10				6 (18)	7 (25)		
						profile	8		12	12				

Any PI No. that is shown in yellow indicates that this PI is a Local Area Agreement PI

PI is lower than the lower quartile mark when comparing to available Quartile information for that year

PI is higher than the upper quartile mark when comparing to available Quartile information for that year

Actual is better than the profile by the tolerance factor

Actual is worse than the profile by the tolerance factor

O3/P5 Indicates that this PI appears as a Key PI in the CYPP 2007/10 and or supports a Corporate Priority

Section B: Budget

<u>Governance Service</u>		2007/08 Latest Approved Budget	
	£000		£000
2007/08 Original Estimate (Net Cost)	72	Employees	125
<u>Approved Changes:</u>		Premises	0
		Transport	3
		Supplies & Services	17
		Miscellaneous:	
		Recharges	15
		Delegated / Devolved	0
		Other	0
<u>Director's Delegated Virements:</u>		Capital Financing	0
		Gross Cost	161
		Less Income	89
2007/08 Latest Approved Budget (Net Cost)	72	Net Cost	72

Significant Variations from the Approved Budget:	
• No significant variations to report.	
Projected Net Outturn Expenditure	72
Overall Net Variation from the Approved Budget	0
Percentage Net Variation from the Approved Budget	0%



Learning, Culture & Children's Services Service Plan Monitoring Report 2 (1 August – 31 October) 2007 – 2008

Service: Children and Families
Service Manager: Eoin Rush

Section A: Service Plan Initiatives and Actions

1. Achievements.

- Improvements in the completion rate of both initial and core assessments, reported in monitor one have been sustained throughout the review period.
- The growth in the LAC population reported in Monitor one has stabilised. In fact, the review period has seen a reduction in numbers from 158 to 151 at 15/11/07.
- We have seen a pattern of reducing levels of unallocated work during the review period with a current position of 15 cases unallocated which is 1.4% of the total caseload. This figure exceeds the target of <2.5% at anytime. There is ongoing rigorous monitoring and analysis of this pattern.
- The Corporate Parenting Panel is well attended and has established a work plan for the next 12 months.
- We are actively supporting the development of colocated integrated service provision – there is increased involvement and activity by Children and Families across the leadership groups and operationally within the centres.
- We have reviewed and are amending procedures for ensuring effective communication on children placed for adoption in our area and children we place in other areas
- The service continues to actively engage with homelessness strategies to enhance accommodation options for young people.
- Work continues to implement the changed working practices with Advice and Information service introducing better decision-making and greater use of the Common Assessment Framework. Further work has started to map existing processes against the requirements for compatibility with [Easy@York](#) customer service arrangements.
- Following the recent inspection of The Glen – this service received a certificate of Outstanding Provision. Representatives from the centre will take part in a best practice celebratory conference in early 2008.
- We have implemented locally the nationally established minimum fostering rate
- We have implement a high quality Training & Development strategy for the service which increases the number and quality of training opportunities
- Links with Castlegate have strengthened and the Pathway Service now provides a range of surgery sessions on a weekly basis including a session by the Education, Training and Employment Officer for care leavers.

2. Actions planned but not completed.

- Actions to extend the usability of electronic records

Commentary

Despite ICS pilot status ESCRs present ongoing strategic and operational challenges. Some progress has been made towards the implementation of a DMS, however in order to achieve system compliance with DCSFS standards by April 2008 it is necessary to upgrade the current system. This process will help to further progress the full implementation of ESCR

2007/08 Monitor 2 ~ Children's Social Services, YOT ~ Children & Families

Code	Description of PI	Service Manager	Historical Trend			07/08					08/09	09/10	05/06	PI appears as a Key PI	Reasons/Explanation as to why Monitor 2 target wasn't achieved or exceeded.
			04/05	05/06	06/07		1st Monitor (Apr-Jun 1st Qrt)	2nd Monitor (Apr-Sep 2nd Qrt)	3rd Quarter/Term	3rd Mon Target (Whole Year)	Target	Target	Unitary Average		
CYP6.4 (PAF CF/C64)	% of completion rates (within 35days) - Core Assessments	John Roughton	16.7%	19.57%	90.9%	Actual	94.3%	94.30%			55%	60%	68.5%	P8	Q1 has changed. Improved performance sustained since changes were implemented in November 2006, linked to ICS and WT 2006 compliance, which have led both to an increase in core assessment activity, but also the prioritisation of core assessment completion, linked to their use as the means to inform initial child protection conferences.
				25.0%	35.0%	Profile	45%	45%	45%	45%					
CYP6.5 (DIS 1704)	% of completion rates (within 7 days) - Initial Assessments	John Roughton	52.4%	53.51%	66.5%	Actual	61.7%	66.3%			75.0%	80.0%	64.8%	P8	Q1 has changed. Improved performance sustained linked to workforce remodelling activity in Referral and Assessment team, with enhanced management and administrative arrangements, allied to implementation of ICS.
				62.0%	65.0%	Profile	70%	70%	70%	70%					
CYP7.1 (PAF D78)	% of Long Term Placement stability (2.5 years)	Howard Lovelady		73.90%	57.1%	Actual	56.67%	61.54%			78%	80%		O2	National benchmark figures are not available given relative newness of this definition of long term stability. It remains a positive target to aim for but contribution to it comes through a range of complex and at times difficult to control factors
					76.0%	Profile	77%	77%	77%	77%					
CYP7.2	Number of approved foster carers in the authority	Howard Lovelady		81	88	Actual					95	100			
					85	Profile									
CYP8.5 (DIS 1403)	% of care leavers with 5+ GCSEs A* - C	Ruth Love	8.7%	0%	12.5%	Actual	0.0%	9.1%			14.00%	15.00%	9.0%	P8	Whilst a disappointing percentage, it represents one young person out of eleven to have achieved 5 A* - Cs. The outcomes can be very variable when the cohort is so small.
				10%	12.0%	Profile	13.0%	13.0%	13.0%	13.00%					
CYP8.6 (PAF C24)	% LAC missing 25+ days school	Ruth Love	15.38%	12.19%	17.58%	Actual		21.1%			12%	10%	11.50%		The children included in this outcome are of all ages and across a range of schools. We have implemented a tracking procedure to identify children at risk of missing a lot of school and ensure measures are in place to improve attendance. Creative use of Alternative Learning Programmes have improved outcomes for LAC in recent months.
				12.00%	12.00%	Profile		12%		12%					
CYP15.1, SSC2.1 (LPSA2 7.1)	% of young offenders who receive a final warning, or are sentenced to a (YOT supervised) disposal, or are released from custody (into YOT or ISSP supervision) between 1 Oct - 31 Dec in the year specified and who re-offend within 12 months.	Simon Page	37..6%		N/A	Actual					33.6%	32.6%		O4	
						Profile									34.6%
CYP15.2, SSC2.2 (LPSA2 7.2)	Average number of offences committed per young offender, whilst subject to a bail or remand episode during the specified year	Simon Page		3.0	N/A	Actual					2.7	2.6		P8	
						Profile									2.8
CYP15.3	% young people who receive a substance misuse assessment within five working days from screening (of those, identified through screening, as requiring an assessment).	Simon Page		63.8%	82.8%	Actual	81.8%	82.6%			95%	95%			YORK YOT has just undergone a change in staffing structure, changing 1 full time post into 2 part time posts which has taken time to embed. Most of the young people that missed the appointments where offered appointments but failed to attend. YORK has just missed out on a perfect score on providing an intervention within 10 days through 2 young people's attendance problems.
					90.0%	Profile	95.0%	95.0%							
YJB 1	Reduce the number of first-time entrants to the youth justice system by 5% by March 2008, compared to the 2005/06 baseline	Simon Page			N/A	Actual									
						Profile									-5%
YJB 2	Reduce custodial sentences to no more than 5% of all sentences imposed.	Simon Page		4.9%	3.9%	Actual	2.8%	4.8%			5%	5%			YORK remains below the target continuing a trend from last year. However, the rate for the last quarter rose to 6.8% (8 young people) partly due to one serious incident causing 2 young people to be given a Detention Training Order who both had no previous convictions.
					5.0%	Profile	5.0%	5.0%							
YJB 3	Ensure that victims participate in restorative processes in 25% of relevant disposals referred to the YOT, and 85% of victims participating are satisfied	Simon Page			75%	Actual	11.1%	12.2%			25%	25%			The target for this has change this year to count all orders finishing in the quarter and the restorative work completed. In September a restorative justice officer post came into effect and work to catch up with this target begun. Any order with an identifiable victim were past to the RJ officer for contact. Victims were then asked to share their views which were represented in the young person's order. Although only starting this work in September, YORK is on target to meet the 25% target by the end of April 08.
						Profile	25.0%	25.0%							25%
YJB 4	Ensure that 90% of young offenders supervised by YOTs are in suitable full-time education, training or employment.	Simon Page		57%	61.40%	Actual	71.4%	75.6%			90%	90%			YORK is improving steadily with this target improving links with connexions and education by having dedicated workers in post to provide targeted interventions
						Profile	90.0%	90.0%							90%
YJB 5	Ensure that all young people, who are assessed by Asset or the Mental Health Assessment Framework as manifesting non-acute mental health concerns, are referred by the YOT for an assessment and engagement by the appropriate CAMHS Tiers 1-3 service commenced within 15 working days of referral.	Simon Page		100%	94.4%	Actual	100.0%	100.0%			100%	100%			By having a CAHMS worker within the team this target is managed well and referrals are acted on quickly.
						Profile	95.0%	95.0%							100%

2007/08 Monitor 2 ~ Children's Social Services, YOT ~ Children & Families

Code	Description of PI	Service Manager	Historical Trend				07/08				08/09	09/10	05/06	PI appears as a Key PI	Reasons/Explanation as to why Monitor 2 target wasn't achieved or exceeded.
			04/05	05/06	06/07		1st Monitor (Apr-Jun 1st Qrt)	2nd Monitor (Apr - Sep 2nd Qrt)	3rd Quarter/Term	3rd Mon Target (Whole Year)	Target	Target	Unitary Average		
YJB 6	Ensure that for 20% of young people with a Final Warning with intervention, relevant communitybased penalty or DTO.	Simon Page		1.9%	7.6%	Actual	9.50%	11.50%			20%	20%			York is making steady progress with this target, however more work is needed to reach the 20% target this year. Our stronger families programme remains a strong success but most of the parents don't count towards this target as it is open to any parent and not those specifically set out in the target.
CP1	Number of Children's Centres provided within the most disadvantaged communities	Ken Exton				Actual					2	8		P8	
PAF A1 BVPI49	% LAC having 3 or more moves of placement (Star Blocker)	Howard Lovelady	18.24%	17.14%	14.6%	Actual	1.89%	3.8%			10.00%	10.00%	13.40%		
			10.00%	10.00%	13.00%	Profile	2.50%	5.00%	7.50%	10.00%					
PAF A2 BVPI50	% of care leavers: 1+ A*-G at GCSE or equiv (Star Blocker)	Ruth Love	56.52%	46.00%	37.50%	Actual	50.00%	63.64%			65.00%	65.00%	54.20%		This is our best result in the past 4 years. Indicators from the last two Year 11 results suggests this trend will continue for this indicator.
			65.00%	60.00%	60.00%	Profile	62.00%	62.00%	62.00%	62.00%					
PAF A3	% of children on the Child Protection Register (CPR) who have been re-registered	John Roughton	16.87%	12.16%	9.60%	Actual	0.00%	2.50%			10.00%	10.00%	13.20%		Volatile indicator, particularly in the context of a small cohort.
				11%	13.00%	Profile	10.00%	10.00%	10.00%	10.00%					
PAF A4 BVPI161	Ratio of Care leavers in educ, training or employment	Ruth Love	0.97	0.74	0.58	Actual		0.18			0.8	0.8	0.76		Only 6 in cohort. 2 YP have had their birthday by 30/09/07 and 1 in ETE.
				0.8	0.8	Profile		0.8	0.8	0.8					
PAF B8	Adjusted-Cost of services for LAC	Howard Lovelady	£608.69	£625.00	£634.00	Actual					£580.00	£590.00	£663.93		
				£515.00	£560.00	Profile									
PAF C18	Final warnings/reprimands and convictions of LAC	Ruth Love	4.45	1.31	3.57	Actual		4.46			3.70	3.50	3.80		Provisional data for 2007/08 - DCSF not released denominator yet.
					3.90	Profile		3.80							
PAF C19	% of Health needs assessments undertaken for LAC for more than 1 year	Howard Lovelady	73.20%	80.84%	82.52%	Actual		82.76%			84.00%	85.00%	82.40%		
			80.00%	80.00%	82.00%	Profile		83.00%							
PAF C20 BVPI162	% of reviews of children on CPR undertaken on time (Star Blocker)	John Roughton	94.87%	96.00%	100.00%	Actual	100%	100%			100%	100%	99%		
			100%	100%	100%	Profile	100%	100%	100%	100%					
PAF C23 BVPI163	% of Adoptions undertaken on from the looked after population (Star Blocker)	Howard Lovelady	17.80%	9.64%	8.15%	Actual	2.13%	5.30%			10.00%	10.00%	8.1%		
			10.00%	10.00%	10.00%	Profile	2.50%	5.00%	7.50%	10.00%					
PAF E44	Expenditure on Children in Need as a % of all expenditure in Children & Family Services	Eoin Rush	45.70%	45%	43.53%	Actual					42%	42%	38.4%		
				37%	42.00%	Profile									
APA SM13 DIS 3123	% of Residential childcare staff who have achieved L3 in NVQ in caring for children	Sue Foster	64.0%	64%	77.10%	Actual		63.6%			80.0%	80.0%	44.2%		2 candidates are currently studying for the NVQ3, and 3 are awaiting registration. (that is a total of 5 workers out of 44)
				80%	70.00%	Profile		75.0%				75.0%			
APA SM14 DIS 3124	% of social workers & residential managers who need to achieve the child care PQ award	Sue Foster	23.3%	37.0%	40.40%	Actual		N/A			40.0%	41.0%	40.0%		Not available
				27.5%	38.0%	Profile		39.0%				39.0%			
DIS 3331	Numbers of carers of disabled children in receipt of Direct payments	Howard Lovelady	4	6	7	Actual					9	10	8.7		
					7	Profile							8		
SP 1413	% of LAC with access to computers in foster or residential care (aged 5-16)	Howard Lovelady	67.0%	70.0%	80.00%	Actual		80.0%			100.0%	100.0%	1.00		
					80.00%	Profile		90.0%							
CF1	Allocated & unallocated work levels %age of cases unallocated	Eoin Rush		1.99%	3.21%	Actual	5.05%	2.55%			<2.0%	<1.75%			
				<3%	<2.5%	Profile	<2.5%	<2.5%	<2.5%	<2.25%					
CF2	Supervision Undertaken	Sue Foster	83.00%	89.0%	81.4%	Actual		87.0%			100.0%	100.0%			Several teams report 100% supervision achieved, one reports just 25%. The 25% figure is reported by an admin team, where very few 1:1 supervision sessions/ PDR are currently being undertaken as they feel there particular needs are adequately met by fortnightly team meetings.
				100.0%	90.0%	Profile		95.0%							

2007/08 Monitor 2 ~ Children's Social Services, YOT ~ Children & Families

Code	Description of PI	Service Manager	Historical Trend			07/08				08/09	09/10	05/06	PI appears as a Key PI	Reasons/Explanation as to why Monitor 2 target wasn't achieved or exceeded.
			04/05	05/06	06/07	Actual	1st Monitor (Apr-Jun 1st Qrt)	2nd Monitor (Apr - Sep 2nd Qrt)	3rd Quarter/Term	3rd Mon Target (Whole Year)	Target	Target		
CF3	Staff satisfaction survey results (state key 2-3) (Carried out every 18 mths)	Sarah Olorenshaw	74%	Not collected this year	Not collected this year	Actual								
						Profile								
CF6	Number of CLA	Eoin Rush	148	140	157	Actual								
					150	Profile				146	144			
PAF B79	Children aged 10-16 years in foster placements or placed for adoption	Howard Lovelady	N/A	N/A	85.9%	Actual								
					82%	Profile				83%	83%			

Any PI No. that is shown in yellow indicates that this PI is a Local Area Agreement PI

PI is lower than the lower quartile mark when comparing to available Quartile information for that year

PI is higher than the upper quartile mark when comparing to available Quartile information for that year

Actual is better than the profile by the tolerance factor

Actual is worse than the profile by the tolerance factor

O3/P5 Indicates that this PI appears as a Key PI in the CYPP 2007/10 and or supports a Corporate Priority

Section B: Budget

<u>Children's Social Care</u>		2007/08 Latest Approved Budget	
	£000		£000
2007/08 Original Estimate (Net Cost)	9,933	Employees	5,796
<u>Approved Changes:</u>		Premises	116
• NNDR Budget Adjustments (Corporate)	- 1	Transport	223
		Supplies & Services	861
		Miscellaneous:	
		Recharges	1,038
		Delegated / Devolved	0
		Other	2,974
		Capital Financing	150
<u>Director's Delegated Virements:</u>		Gross Cost	11,158
		Less Income	1,225
2007/08 Latest Approved Budget (Net Cost)	9,932	Net Cost	9,932

Significant Variations from the Approved Budget:		
• Projected overspend on legal fees due to a higher than usual number of complex (i.e. expensive) court cases involving York children, together with a general increase in the cost of cases resulting from a national trend for courts to call in more expert witnesses.		+ 100
• Anticipated underspend in the IT Management System budget. This budget was originally used to pay for access to a fostering website which is no longer in existence, and is now used to fund general computer hardware / software costs across the Children & Families Service.		- 13
• Anticipated underspend on the Children's Rights Service.		- 10
• Additional costs of Section 34 contacts (maintaining contact between looked after children and their families) as a result of the high level of contact commitments arising from care proceedings. This is largely due to heavy transport activity associated with care proceedings cases.		+ 35
• Projected overspend on Independent Fostering Agency (IFA) fees. The current high numbers of looked after children has meant that there are no spare places with York Foster Carers, so more children (equivalent to 3 full year placements) have been placed with IFAs than was allowed for in the budget. In addition there is high level of spend on equipment for a severely disabled child, and an overspend on advertising following a recent campaign to recruit more local foster carers.		+ 196
• Projected underspend on Leaving Care budgets due to a lower than usual number of children moving to independence in the first half of the year.		- 33
• Anticipated shortfall in income, partially due to a reduction in the number of children from other local authorities receiving respite care at The Glen (£7k). In addition there is a £10k income target for parental contributions which will not be achieved.		+ 17
• Anticipated overspend due to 2 new high cost externally purchased placements.		+ 32
• Anticipated overspend due to the increasing cost of adoption support contracts.		+ 12
• Staffing overspend across the social work teams due to non achievement of the vacancy factor and expenditure on agency staff to cover vacancies and maternity leave.		+ 17
• Overspend due to the increasing costs of the PACT scheme for health & disabilities contracted services.		+ 13
• Projected overspend on Section 17 budgets due to significant costs incurred on interpretation fees for hearing impaired parents, and the cost of providing support to a family without leave to reside in this country.		+ 11
• Staffing underspend on Heworth, Holgate & Clifton Family Centres due to staff vacancies.		- 30
• A high number of vacancies have arisen in the Pathway Team in the first half of the year.		- 28
• Net amount of all other minor variations in expenditure and income.		- 7
Projected Net Outturn Expenditure		10,244
Overall Net Variation from the Approved Budget		+ 312
Percentage Net Variation from the Approved Budget		+ 3.1%

Section B: Budget

<u>Local Safeguarding Children's Board</u>		2007/08 Latest Approved Budget	
	£000		£000
2007/08 Original Estimate (Net Cost)	45	Employees	0
<u>Approved Changes:</u>		Premises	0
		Transport	0
		Supplies & Services	50
		Miscellaneous:	
		Recharges	0
		Delegated / Devolved	0
		Other	0
<u>Director's Delegated Virements:</u>		Capital Financing	0
		Gross Cost	50
		Less Income	5
2007/08 Latest Approved Budget (Net Cost)	45	Net Cost	45

Significant Variations from the Approved Budget:	
• No significant variations to report.	
Projected Net Outturn Expenditure	45
Overall Net Variation from the Approved Budget	0
Percentage Net Variation from the Approved Budget	0%

Section B: Budget

<u>Youth Offending Team (CYC Contribution)</u>		2007/08 Latest Approved Budget	
	£000		£000
2007/08 Original Estimate (Net Cost)	189	Employees	0
<u>Approved Changes:</u>		Premises	0
		Transport	0
		Supplies & Services	130
		Miscellaneous:	
		Recharges	59
		Delegated / Devolved	0
		Other	0
		Capital Financing	0
<u>Director's Delegated Virements:</u>		Gross Cost	189
		Less Income	0
2007/08 Latest Approved Budget (Net Cost)	189	Net Cost	189

Significant Variations from the Approved Budget:	
• No significant variations to report.	
Projected Net Outturn Expenditure	189
Overall Net Variation from the Approved Budget	0
Percentage Net Variation from the Approved Budget	0%



**Learning, Culture & Children's Services
Service Plan Monitor 2 (31 Aug –31 Oct)
2007 – 2008**

**Service: Special Educational Needs and Educational Psychology
Service Manager: Steve Grigg**

Section A: Service Plan Initiatives and Actions

1. Achievements.

- The Common Assessment Framework (CAF) procedures have been published and extensive training provided to a wide range of multi-agency groups. We are now well into the implementation phase.
- Negotiations on the re-structuring of the specialist teaching team have been completed and we are now recruiting into that structure. The team leader has been appointed and will take up post from January 2008.
- Funding has been obtained to maintain the existing nurture groups through a combination of Children's Fund and Local Authority finance approved through the Schools' Forum.
- The proposal to develop a new Enhanced Resource Provision for secondary age pupils with autism at Joseph Rowntree School has been approved by the Executive Member and we are now into the planning and design stage, working closely with the planning team and architects.
- A pilot outreach scheme has been agreed which focuses on supporting students with severe learning difficulties in a mainstream secondary school. This will help inform the longer-term strategic development of collaborative arrangements between the mainstream and special school sectors.
- The new CAMHS strategy and action plan to 2010 has been produced by the multi-agency CAMHS executive.
- A guidance document has been published on the Education of Children with Autistic Spectrum conditions.
- Arrangements are in place for implementation of the secondary Seal programme with one of our secondary schools taking the lead initiative.
- 84% of Looked After Children have a current Personal Education Plan. Secure arrangements are in place for monitoring and review of these arrangements.
- The end of key stage results for 2007 show improvements for children with SEN with fewer children falling below the defined thresholds at Key Stage 1,2 & 3.

2. Actions planned but not completed. Commentary

- At this stage actions have either been completed or are on track for completion within the specified timescale.

2007/08 Monitor 2 ~ SEN ~ Children & Families

Code	Description of PI	Service Manager	Historical Trend			07/08				08/09	09/10	05/06	PI appears as a Key PI	Reasons/Explanation as to why Monitor 2 target wasn't achieved or exceeded.
			04/05	05/06	06/07		1st Monitor (4 mths)	2nd Monitor (7 mths)	3rd Quarter/Term	3rd Mon Target (Whole Year)	Target	Target		
CYP12.2 (BVPI 43a)	Percentage of statements of special educational need issued by the authority in a financial year and prepared within 18 weeks (a) excluding those affected by exceptions to the rule under the SEN Code of Practice	Steve Grigg	100%	90%	100%	actual	100%	100%						
			100%	100%	100%	profile	100%	100%	100%	100%	100%	100%		
BVPI - 43b	Percentage of statements of special educational need issued by the authority in a financial year and prepared within 18 weeks (b) including those affected by exceptions to the rule under the SEN Code of Practice	Steve Grigg	80%	79.4%	96%	actual	100%	100%						
			84%	81%	82%	profile	90.00%	90.00%	90.00%	90.00%	90.00%	90.00%		
EN6	Percentage of 0-19 year olds attending special schools (based on numbers from the national census), to record inclusion rates in schools.	Steve Grigg	0.50%	0.49%	0.50%	actual	0.50%	0.48%						
			0.56%	0.49%	0.48%	profile	0.50%	0.50%	0.50%	0.50%	0.50%	0.50%		
SEN2	% of all 0-19 year olds schools with statements	Steve Grigg	1.59%	1.33%	1.17%	actual	1.17%	1.09%						
			1.80%	1.55%	1.35%	profile	1.20%	1.20%	1.20%	1.20%	1.20%	1.20%		
SEN3	Number of children in out of city placements funded by LEA	Steve Grigg	25	27	27	actual	27	30						6 unavoidable new placements, offset by 3 leavers
			25	25	25	profile	25	25	25	25	25	25		
CYP13.3	Number of schools achieving CYC Inclusion Award	Marion Weeks		3	9	actual							P8	
						profile						17		

Any PI No. that is shown in yellow indicates that this PI is a Local Area Agreement PI

PI is lower than the lower quartile mark when comparing to available Quartile information for that year

PI is higher than the upper quartile mark when comparing to available Quartile information for that year

Actual is better than the profile by the tolerance factor

Actual is worse than the profile by the tolerance factor

O3/P5 Indicates that this PI appears as a Key PI in the CYPP 2007/10 and or supports a Corporate Priority

Section B: Budget

<u>Special Educational Needs</u>		2007/08 Latest Approved Budget	
	£000		£000
2007/08 Original Estimate (Net Cost)	4,335	Employees	1,526
<u>Approved Changes:</u>		Premises	6
		Transport	30
		Supplies & Services	2,569
<u>Director's Delegated Virements:</u>		Miscellaneous:	
• LAC Post transferred from EDS	+ 21	Recharges	502
• Capitation budget transferred from EDS	+ 11	Delegated / Devolved	417
• Area Teachers Hearing Impairment Work	- 8	Other	465
• Combine Home Tuition budgets	- 5	Capital Financing	0
		Gross Cost	5,513
		Less Income	1,160
2007/08 Latest Approved Budget (Net Cost)	4,353	Net Cost	4,353

Significant Variations from the Approved Budget:		
• For 2007/08 the continuing cost of all existing and planned placements should result in a saving against the budget provided of £126k. An allowance of £50k has been included for 2 placements which may potentially arise by the end of the financial year.		- 76
• Projected overspend on Learning Support Assistants due to an increase in the number of pupils requiring more than 15 hours support per week. This budget will be transferred to the ISB in 2008/09.		+ 176
• Additional costs of providing tuition to children in hospital.		+ 38
• Changes to the way in which charges for Inter Authority Recoupment can be calculated mean that a greater level of overheads can now be included in the charge for each pupil. As York is currently a net provider of places in maintained special schools this has resulted in a net underspend on the overall recoupment budget.		- 169
• Underspend on staffing due to vacancies across the Sensory, Physical & Medical support teams in SEN, following a restructure of the service.		- 45
• Net amount of all other minor variations in expenditure and income.		- 11
Projected Net Outturn Expenditure		4,266
Overall Net Variation from the Approved Budget		- 87
Percentage Net Variation from the Approved Budget		- 2.0%



Learning, Culture & Children's Services Service Plan Monitor 2 (1 August –31 October) 2007 – 2008

Service: Children & Families
Service Manager: Mark Smith

Section A: Service Plan Initiatives and Actions

1. Achievements.

Overall absence in all schools in York was 5.97% which compares to last years figure of 6.16%. Nationally this figure was 6.44% (with an estimate for the full year to be at 6.5%) last years national figure for the full return was 6.68% so again a relatively positive story. When compared to our statistical neighbours there are 5 of the 10 who perform better.

The news in relation to primaries is good however with total absence falling from 5.23% to 4.66%. This compares to national reduction of 5.76% down to 5.26%. We are 8 best performing LA out of 150. Only two of our 10 statistical neighbours are better.

The above are based on most recently available public figures released from DCSF and are based on first two terms for 2006-7. The LA has however just collated figures for whole school year that will be returned to DCSF and released publicly in February 2008. These show an increase on figures for secondary absence to 7.6%, which will mean the LA, will miss its PSA target, which had been set at 6.95% (a stretch on our original target having met the 2008 target with our performance in academic year 2004-5). We do not yet have any comparative data for other LA's to see how this compares though it is likely this is our worst figure for secondary schools since 2003-4. The forecast figure from DCSF is that national figure will be 7.8% meaning we should maintain our performance of being better than national average.

DCSF have changed the way in which these figures are collected so that rather than complete one annual return schools now make termly returns. This makes it harder for them to revisit their figures and where necessary validate absences. In addition last academic year was the first year in which national absence codes have been used. Many schools in York, as nationally, have had difficulties in adopting these new codes that offer less room for the headteacher to use their judgement or be flexible in deciding when to authorize absence. However this does not detract from the increase in overall absence in secondary schools. The PEWO continues to work with the EDS and our regional adviser to support those schools where absence or number of persistent absentees are a concern. There remains however the perennial difficulty about how we manage to challenge those few secondary schools without the systems in place to deal with absence successfully.

However the picture for primary schools shows that our full year figures is 4.6% and therefore better than the two-term figure. DCSF forecast is that nationally this will be 5.8%

- Continued participation in Team Teach Training programme with over 60 schools now trained
- Safeguarding training is ongoing

2. Actions planned but not completed.

- Track children missing from education
- Not planned but significant is new local Guidance on education related parenting contracts, parenting orders and fixed penalty notices.

Commentary

This work is still ongoing though now nearing completion. PEWO has worked with MIS and access to develop robust guidelines that are currently out to schools for consultation.

Out to schools for consultation and will be reported to EMAP early 2008.

2007/08 Monitor 2 ~ Educational Welfare ~ Children & Families

Code	Description of PI	Service Manager	07/08							08/09	09/10	05/06	PI appears as a Key PI	Reasons/Explanation as to why Monitor 2 target wasn't achieved or exceeded.			
			03/04	04/05	06/07		1st Monitor (4 mths)	2nd Monitor (7 mths)	3rd Quarter/Term	3rd Mon Target (Whole Year)	Target	Target			Unitary Average		
BVPI 45	Percentage of half days missed due to the total absence in secondary schools maintained by the local education authority.	Mark Smith	7.82%	7.89%	7.28%	actual		7.6%					6.95%	6.90%	8.08%		The PEWO continues to work with the EDS and our regional adviser to support those schools where absence or number of persistent absentees are a concern. There remains however the perennial difficulty about how we manage to challenge those few secondary schools without the systems in place to deal with absence successfully.
			7.8%	7.6%	7.05%	profile				7.00%							
BVPI 46	Percentage of half days missed due to the total absence in primary schools maintained by the local education authority	Mark Smith	5.29%	4.78%	5.23%	actual		4.6%					4.40%	4.35%	5.59%		Provisional data indicates a significant improvement from last year. The LA is well below the forecast national absence of 5.8%
			4.8%	4.7%	4.59%	profile				4.49%							
SOC4	Percentage of half days missed due to unauthorised absences in primary schools (Information only)	Mark Smith	0.45%	0.32%	0.38%	actual		0.4%									information only
SOC5	Percentage of half days missed due to unauthorised absence in secondary schools (Information only)	Mark Smith	1.14%	1.05%	1.13%	actual		1.2%									information only
						profile											
SOC6	Percentage of half days missed due to unauthorised absence in special schools (Information only)	Mark Smith		3.22%	1.04%	actual											
						profile											
SOC7	Number of referrals to EWO service. (Information only)	Mark Smith			124	actual											
SOC8	Number of prosecutions for non attendances in an academic year. (Information only)	Mark Smith				actual											
						profile											

- Any PI No. that is shown in yellow indicates that this PI is a Local Area Agreement PI
- PI is lower than the lower quartile mark when comparing to available Quartile information for that year
- PI is higher than the upper quartile mark when comparing to available Quartile information for that year
- Actual is better than the profile by the tolerance factor
- Actual is worse than the profile by the tolerance factor
- O3/P5 Indicates that this PI appears as a Key PI in the CYPP 2007/10 and or supports a Corporate Priority

Section B: Budget

Education Welfare Service		2007/08 Latest Approved Budget	
	£000		£000
2007/08 Original Estimate (Net Cost)	375	Employees	299
<u>Approved Changes:</u>		Premises	0
		Transport	8
		Supplies & Services	25
		Miscellaneous:	
		Recharges	43
		Delegated / Devolved	0
		Other	0
		Capital Financing	0
<u>Director's Delegated Virements:</u>		Gross Cost	375
		Less Income	0
2007/08 Latest Approved Budget (Net Cost)	375	Net Cost	375

Significant Variations from the Approved Budget:	
• Projected underspend on staffing due to vacancies and full budget being in place for a term time only post.	- 10
Projected Net Outturn Expenditure	365
Overall Net Variation from the Approved Budget	- 10
Percentage Net Variation from the Approved Budget	- 2.7%



**Learning, Culture & Children's Services
Service Plan Monitor 2 (1 August –31
October) 2007 – 2008**

**Service: Youth Service
Service Manager: Paul Herring**

Section A: Service Plan Initiatives and Actions

1. Achievements.

- Service continues to develop area programmes in partnership with other providers to enhance opportunities for young people
- Front line staff trained in sexual health issues
- In support of the youth service/connexions merger, regular joint staff meetings have been held to discuss and consult on proposals for development
- The Environmental Skate Park capital programme was completed
- The Positive Activities for Young People programme delivered in Tang Hall, Bell Farm, Clifton and Dringhouses throughout the summer holidays
- Supported new voluntary sector initiative (The Island) for junior age mentoring project based on successful Network 2 success
- 'Up 2 You' initiative launched to encourage young people be active in their communities
- Contributed to the summer and autumn Schools Out Programme
- Set up new provision at Orchard Park, Huntington to address needs of the area
- New residential drama project at Fulford took place during August
- The Basement multi media project hosted a showcase of young people's films at the City Screen, including one made by looked after children commenting on their life challenges
- Additional short term funds secured for Momentum project

2. Actions planned but not completed.

- Substance Misuse planning day
- Youth Offer Website
- Update and equip youth centres for new support service

Commentary

Postponed until December
Launch date November
Asset management plan to be developed for long term improvements.

2007/08 Monitor 2 ~ Integrated Youth Service ~ Partnerships & Early Intervention

Code	Description of PI	Service Manager	Historical Trend			07/08				08/09 Target	09/10 Target	05/06 Unitary Average	PI appears as a Key PI	Reasons/Explanation as to why Monitor 2 target wasn't achieved or exceeded.
			04/05	05/06	06/07		1st Monitor (4 mths)	2nd Monitor (7 mths)	3rd Quarter/Term					
CYP4.8	Number of schools with dedicated counselling resource	Paul Herring		10	10	actual	9	12					P8	All secondary schools utilising service
						profile	6	8	10	12				
CYP14.2	Number of organisations awarded the Youth Charter	Paul Herring		1	0	actual	0	0			6	8		Annual Target
						profile	1	2	3	4				
BVPI 221a	Percentage of young people aged 13-19 involved in youth work gaining a recorded outcome (A young person who shows development through intervention of a youth worker and can be written down to show 'distance travelled' in the development of outcomes for the young person)	Paul Herring		56%	58%	actual	38%	46%						Proportionately, high number of young people in Duke of Edinburgh's Award Scheme which by its very nature has a higher number of recorded outcomes.
				60%	60%	profile	22%	34%	42%	60%	60%	60%	43%	
BVPI - 221b	Percentage of young people aged 13-19 gaining an accredited outcome (a specific award or recognition for the young person).	Paul Herring		28%	30%	actual								
				30%	30%	profile				30%	30%	30%	19%	
Y6	Total numbers of young people whose name is known and an interaction has taken place with a youth worker either individually or as part of a group.	Paul Herring		4091	4198	actual	3232	3909						Achieved through better MIS Data than in previous years.
				4179	4284	profile	1380	2571	3324	4294	4294	4294	4294	
Y7	Number of young people participating in youth work for the youth services.	Paul Herring		2562	2564	actual	1850	2256						Higher number of Duke of Edinburgh Award participants and better recording.
				2507	2570	profile	876	1519	1976	2576	2576	2576	2576	
CYP12.1	% of 16-19 year olds who are NEET with LDD	Steve Flatley		11.10%	17.6%	actual							P8	
						profile								
CYP16.1 (LPSA 11.1)	% of 16-19 year olds not in Education, employment or Training	Steve Flatley	4.5%	3.8%	3.73%	actual								O5/P5/ P8
				4.5%	4.4%	profile				3.9%	3.7%	3.7%	3.7%	
PU 14	% of 16-19 year olds whose outcome are not known	Steve Flatley	3.9%	1.8%	1.25%	actual								
				3.5%	3.5%	profile				2.5%	2.0%	1.5%	1.5%	

2007/08 Monitor 2 ~ Children's Trust Unit ~ Partnerships & Early Intervention

Code	Description of PI	Service Manager	Historical Trend			07/08				08/09 Target	09/10 Target	05/06 Unitary Average	PI appears as a Key PI	Reasons/Explanation as to why Monitor 2 target wasn't achieved or exceeded.
			04/05	05/06	06/07		1st Monitor (4 mths)	2nd Monitor (7 mths)	3rd Quarter/Term					
CYP3.1 (BVPI 197)	Reduction in the number of conceptions recorded for females aged 15-18 years old, per thousand resident in the area from 1998 recorded figures.	Judy Kent	3.2%	3.5%	24.2%	actual								O1/P8
				-10%	-15%	-20%	profile				-23.3%	-32.2%	-41.1%	
CYP10.1	Number of families attending targeted Parenting Programmes	Judy Kent			42	actual					75	90		O3/P5/ P8
						profile								
CYP10.2	Number of facilitators trained to deliver targeted Parenting Programmes	Judy Kent			20	actual								
						profile				35	45	50	50	

Any PI No. that is shown in yellow indicates that this PI is a Local Area Agreement PI

- PI is lower than the lower quartile mark when comparing to available Quartile information for that year
- PI is higher than the upper quartile mark when comparing to available Quartile information for that year
- Actual is better than the profile by the tolerance factor
- Actual is worse than the profile by the tolerance factor

O3/P5 Indicates that this PI appears as a Key PI in the CYPP 2007/10 and or supports a Corporate Priority

Section B: Budget

<u>Youth Service</u>		2007/08 Latest Approved Budget	
	£000		£000
2007/08 Original Estimate (Net Cost)	1,586	Employees	1,491
<u>Approved Changes:</u>		Premises	108
• NNDR Budget Adjustments (Corporate)	- 4	Transport	25
		Supplies & Services	275
		Miscellaneous:	
		Recharges	175
<u>Director's Delegated Virements:</u>		Delegated / Devolved	0
		Other	0
		Capital Financing	113
		Gross Cost	2,187
		Less Income	605
2007/08 Latest Approved Budget (Net Cost)	1,582	Net Cost	1,582

Significant Variations from the Approved Budget:	
• Additional costs have been incurred in maintaining spare premises because of delays in removing these buildings from the Youth Service portfolio following the restructure of the service.	+ 28
• As in 2006/07, the service will be required to reduce expenditure on project activities until unbudgeted premises costs can be reduced.	- 18
• Net amount of all other minor variations in expenditure and income.	- 10
Projected Net Outturn Expenditure	1,582
Overall Net Variation from the Approved Budget	0
Percentage Net Variation from the Approved Budget	0%

Section B: Budget

<u>Children's Trust (YorOK)</u>		2007/08 Latest Approved Budget	
	£000		£000
2007/08 Original Estimate (Net Cost)	78	Employees	0
<u>Approved Changes:</u>		Premises	0
		Transport	0
		Supplies & Services	78
		Miscellaneous:	
		Recharges	0
		Delegated / Devolved	0
		Other	0
<u>Director's Delegated Virements:</u>		Capital Financing	0
		Gross Cost	78
		Less Income	0
2007/08 Latest Approved Budget (Net Cost)	78	Net Cost	78

Significant Variations from the Approved Budget:	
• No significant variations to report.	
Projected Net Outturn Expenditure	78
Overall Net Variation from the Approved Budget	0
Percentage Net Variation from the Approved Budget	0%



**Learning, Culture & Children's Services
Service Plan Monitor 2 (1 August –31
October) 2007 – 2008**

Service: Early Years & Extended Schools Service
Service Manager: Heather Marsland

Section A: Service Plan Initiatives and Actions

1. Achievements.

- Shared Foundation Newsletter ready to send out to partners
- The YorOk service directory website is now live
- The full YorOK website is in the final stages of testing and is currently being populated with content, including publicising transport options for families; information on sexual health to help reduce level of teenage pregnancy; encouraging referral to young peoples misuse service; the raising awareness of safeguarding; and the delivery of the Youth Offer.
- Family Information Service (formerly Children's Information Service) to develop support package for extended schools, and consultation support to schools – this will be through the Children's Centre/Extended Schools information folder, and consultation has occurred through schools as part of the Childcare Sufficiency Audit
- The Cultural Diversity Project continues, including a new girls youth group, and the continuing support to families, including so that children can attend holiday activities
- Summer programme for looked after children and young people at risk of social exclusion successfully held
- A city wide recruitment and retention strategy for Early Years Workforce has been developed
- Monitoring and evaluation of '3 & 4 year old' and '2 year old (disadvantaged)' Pathfinder Projects continues, including monitoring returns to DCSF, wide consultation with providers and face to face interviews with parents. The former project will now run till national rollout in 2010 and the former extended to 2009
- The development of future equitable funding between the Private, Voluntary and Independent and maintained sectors continues with wide consultation with all PVI settings underway
- The "Communicating Matters" training to the PVI sector to develop more effective partnership working has been organised with the course already fully booked. The training will be held in January.
- Taking Play Forward partnership meeting held; information and application packs for Taking Play Forward grants have been distributed

2. Actions planned but not completed. Commentary

- To carry out self-assessment for Matrix Award for providing IAG Now scheduled for February as Department for Children, Schools and Families has set new standards for Family Information Service's
-

2007/08 Monitor 2 ~ Early Years and Extended Schools ~ Partnerships & Early Intervention

Code	Description of PI	Service Manager	Historical Trend			07/08					08/09	09/10	05/06	PI appears as a Key PI	Reasons/Explanation as to why Monitor 2 target wasn't achieved or exceeded
			04/05	05/06	06/07	1st Monitor (4 mths)	2nd Monitor (7 mths)	3rd Quarter/Term	3rd Mon Target (Whole Year)	Target	Target	Unitary Average			
CYP9.1	% of VIP settings gaining 'good' or 'outstanding' in Ofsted reports for childcare and nursery education	Heather Marsland		65%	Care=72% Edu=61%	actual						85%	90%		
CYP11.1 (EY11)	Number of primary schools designated as meeting core offer for extended schools	Heather Marsland		8	15	actual						54	54		
CYP11.2	Number of secondary schools designated as meeting core offer for extended schools	Heather Marsland		4	4	actual						10	10	O3	
CYP11.5 (CYP2)	Number of young people taking part in the holiday activities programme	Heather Marsland	41084	40255	54951	actual		34653				55167 (40,000)	56822 (41,200)	O3	Provisional Data - Final figure still to be calculated - waiting on providers to send their own figures, we are confident that the target will be achieved.
CYP11.11	Number of play providers working to improve the quality of play provision through adopting the '9 Better Play Objectives'	Mary Bailey		25	25	actual						46	55	O3	
CYP18.1 (EY8)	Percentage of 3-year-olds receiving a good quality, free, early years education place in the voluntary, private or maintained sectors.)	Heather Marsland	104.8%	101.1%	104.14%	actual	100.1%					100.0%	105.0%	O5/P8	
SSC9.6 (CYP1)	No. of community groups working in partnership with CYC to deliver Young people's holiday prog.	Mary Bailey	43	56	107	actual		113				63	70		Schools Out continues to prove more and more popular hence the need for more community groups to work with
BVPI - 222a	% of leaders of integrated early education and childcare settings funded or part-funded by the local authority with a qualification at Level 4 or above this training is funded by dcsf transformation fund (Sept06-March 08).	Ann Spetch		9.30%	26%	actual						80%	85%	27%	
BVPI - 222b	% of leaders of integrated early education and childcare settings funded or part-funded by the local authority which have input from staff with graduate or post graduate training in teaching or child development this training is funded by the dcsf transformation fund (Sept 06-March 08)	Ann Spetch		0%	4%	actual						80%	85%	62%	
EU 4	Proportion of 3 year olds with a pre-school nursery place in the maintained sector (Autumn Term)	Heather Marsland	35.8%	36.4%	34.63%	actual	30.6%					32.7%	32.7%		
EY10	Number after school places and holiday places provided (registered under Ofsted and as reported in the Childrens Services Plan)	Heather Marsland	2331	2545	2838	actual	2848	2785				2500	2500		The figure exceeds the target due to parental demand for more holiday places
EY1	% of enquirers to the Children's Information Service rating the service as 'Excellent' or 'Very Good'	Heather Marsland			92%	actual	94%	100%				90%	90%		Figure possibly skewed due to a low return rate of feedback, all of which rated the service as 'excellent' or 'very good'
EY7	% of staff appraised during the year	Heather Marsland	100%	100%	100%	actual	97%	100%				100%	100%		
EY9	To ensure early years settings, inspected by Ofsted, are making satisfactory progress in delivering EL Goals	Heather Marsland	100%	N/A	100%	actual						94%	94%		

2007/08 Monitor 2 ~ Early Years and Extended Schools ~ Partnerships & Early Intervention

Code	Description of PI	Service Manager	Historical Trend			07/08				08/09	09/10	05/06	PI appears as a Key PI	Reasons/Explanation as to why Monitor 2 target wasn't achieved or exceeded	
			04/05	05/06	06/07		1st Monitor (4 mths)	2nd Monitor (7 mths)	3rd Quarter/Term	3rd Mon Target (Whole Year)	Target	Target			Unitary Average
CYP4	Number of holiday activities	Mary Bailey	552	423	597	actual					622	640			
			569	569	586	profile				604					
EY20	No. of support visits from the Developmental Worker Team to each Headteacher and their active Shared Foundation Partnership (measured termly)	Anne Spetch				actual	60	83							
						profile	38	76	114	114					

Any PI No. that is shown in yellow indicates that this PI is a Local Area Agreement PI

- PI is lower than the lower quartile mark when comparing to available Quartile information for that year
- PI is higher than the upper quartile mark when comparing to available Quartile information for that year
- Actual is better than the profile by the tolerance factor
- Actual is worse than the profile by the tolerance factor

O3/P5 Indicates that this PI appears as a Key PI in the CYPP 2007/10 and or supports a Corporate Priority

() Indicates LAA target

Section B: Budget

<u>Early Years & Extended Schools (Education)</u>		2007/08 Latest Approved Budget	
	£000		£000
2007/08 Original Estimate (Net Cost)	2,590	Employees	797
<u>Approved Changes:</u>		Premises	1
		Transport	14
		Supplies & Services	4,556
		Miscellaneous:	
		Recharges	87
		Delegated / Devolved	355
		Other	0
<u>Director's Delegated Virements:</u>		Capital Financing	0
		Gross Cost	5,810
		Less Income	3,220
2007/08 Latest Approved Budget (Net Cost)	2,590	Net Cost	2,590

Significant Variations from the Approved Budget:

<ul style="list-style-type: none"> Expenditure on demand led nursery education grants has been higher than the original estimates. A significant element of this will be due to the pathfinder projects for 2, 3 & 4 year olds. Work is currently being undertaken to try and isolate the actual impact of the pathfinders on the base budget and discussions have been held with the DCSF on the possibility of additional grant to cover this element of the projected overspend. So far the council has been given approval to charge £182k of the additional costs against the pathfinder grant resulting in a reduction in the projected overspend from £285k to £103k. 	+ 103
Projected Net Outturn Expenditure	2,693
Overall Net Variation from the Approved Budget	+ 103
Percentage Net Variation from the Approved Budget	+ 4.0%



Learning, Culture & Children's Services Service Plan Monitor 2 (1 August –31 October) 2007 – 2008

Service: Adult & Community Education
Service Manager: Alistair Gourlay

Section A: Service Plan Initiatives and Actions

1. Achievements.

- Develop further seminars to be held within Art Gallery – by visiting artists – specifically for learners from CYC
- Explore the potential to develop Full level 2 and 3 qualifications for adults
- Implement any actions that arise from the process above
- Develop a range of programmes for self-financing courses for the September programme
- Implement a programme of “just after work” programmes in the central library
- Extend the full cost languages programmes currently with CCP
- Train frontline library staff on Skills for Life awareness training
- Continue to develop the flexible learning concept, promoting and developing the offer to a wider range of learners
- Identify core funding to renew equipment on an annual basis.
- Continue to bid for external sources of funding – Successful bid for £20k to replace computers across the flexible learning centres
- Increase the range and number of dance and exercise programmes across the city
- Continue the work on developing Moodle as the Learning Platform for the service in line with the action plan
- Review the following processes and across all programme areas procedures
 - OTL
 - Learner satisfaction
 - RARPA
- Implement any changes that result from above action
- Establish quality systems for self financing programmes and flexible learning
- Align family learning and Skills for Life programmes with the integrated children's centres so that all programmes are delivered in all localities

2. Actions planned but not completed.

- Implement the Council new Health and Safety policy and procedures particularly in regard to risk assessments
- Identify and support exercise and health and well being programmes for older learners across the city
- Develop and extend the range of programmes offering new types of provision and extending the range

Commentary

This new processes have been introduced across the service. However there are still a number of risk assessments to carry out using the new risk assessment tool.

This work has not been completed to date although programmes in exercise and health continue to attract large numbers of older learners

No new programmes run so far but a number of new planned for the new year.

Section B: Budget

Adult & Community Education		2007/08 Latest Approved Budget	
	£000		£000
2007/08 Original Estimate (Net Cost)	- 13	Employees	1,313
<u>Approved Changes:</u>		Premises	88
		Transport	15
		Supplies & Services	345
		Miscellaneous:	
		Recharges	34
		Delegated / Devolved	25
		Other	0
<u>Director's Delegated Virements:</u>		Capital Financing	0
		Gross Cost	1,820
		Less Income	1,833
2007/08 Latest Approved Budget (Net Cost)	- 13	Net Cost	- 13

Significant Variations from the Approved Budget:	
• No significant variations to report.	
Projected Net Outturn Expenditure	- 13
Overall Net Variation from the Approved Budget	0
Percentage Net Variation from the Approved Budget	0%



Learning, Culture & Children's Services Service Plan Monitor 2 (1 August –31 October) 2007 – 2008

Service: Arts and Culture
Service Manager: Gill Cooper

Section A: Service Plan Initiatives and Actions

1. Achievements.

- £10K of Community Arts Grants distributed to local community groups. Summer project at Bell Farm Adventure playground particularly well received.
- Working with the Children's Trust Management Board we have secured funding for and appointed a 1-year Children's Centres Community Arts worker. Emma Richards took up post in September. We will be looking to secure funds for a continuation of this work.
- Relate – Teenage creative writing project was highlighted as excellent work at Relate's National AGM in Harrogate.
- Wellcome Trust Biomation project completed first phase with children with Diabetes. Well received by patients and NHS professionals.
- Young People's Arts Award steering group set up on behalf of the city and training for mentors organised for September. 2 cohorts of young people going through the scheme at the moment.
- Successful performing Arts Centre Trip with the Youth Jazz Band and orchestra to the Alps.
- Mediabox application for community film and media work submitted. Decision expected at the end of November.
- 8 schools signed up to Wider Opportunities programme roll out.
- The work on the Big Draw Community Arts programme run by Arts Action team has been put forward for the National big draw awards. We won this in 2005 and the activity this year was also very successful so we are keeping our fingers crossed.
- Illuminating York Festival had some terrific responses from the general public both to Usman Haques artwork on the Minster to the Inspire programme in the city centre churches. Full evaluation currently in progress.
- Work continuing to deliver an arts programme to ex Yearsley Bridge residents working with and supported by the Adult Social services team.
- Refurbishment project at Melbourne Street Centre through the first round of the Big Lottery Community Spaces application process. Currently working with them and Yorkshire Forward looking at the Ecological innovation aspects to this proposed refurbishment

2. Actions planned but not completed.

- HLF bid submitted for 5 year Mystery Plays programme but after initial feedback have agreed to withdraw and been asked to resubmit a revised bid.
- Festival of the Rivers affected by poor weather in June and early July
- Hungate Open Air gallery delayed during monitoring period

Commentary

Working with Co-ordinating group to submit a revised bid in March 2008

Currently considering moving timing of Festival.

This has now opened on 17th October and first exhibition has been very well received.

2007/08 Monitor 2 ~ Arts & Culture (incl Music Service) ~ Lifelong Learning & Culture

Code	Description of PI	Service Manager	Historical Trend			07/08				08/09	09/10	05/06	PI appears as a Key PI	Reasons/Explanation as to why Monitor 2 target wasn't achieved or exceeded..
			04/05	05/06	06/07	1st Monitor (4 mths)	2nd Monitor (7 mths)	3rd Quarter/Term	3rd Mon Target (Whole Year)	Target	Target	Unitary Average		
CYP11.4 (LA2a)	No. of arts events for young people supported by York @Large	Gill Cooper		330	301	actual				340	350	360		
CYP11.8 (PA1)	No. pupils taking instrumental with A&C service in school (DfES return in Feb)	Gill Cooper	2501	2244	2356	actual	2356	2235		2600	2650	2675		Lower than expected, given that we still have a large waiting list. We will be undertaking a review of teacher time use to pick up any problem areas.
EDE5.1 (LY12)	Percentage of respondents (Talkabout Survey) who see York as 'cosmopolitan, vibrant.	Gill Cooper		42.5%	42.5%	actual				45.0%	50.0%	55.0%		
EDE5.2	Number of high quality events in the city supported by York@Large	Gill Cooper		180	47.5%	actual				184	188	192		
SSC12.1	Number of new festival/event activities designed to target communities with low participation rates	Gill Cooper				actual				30	34	38		
SSC12.2 (LY11)	Number of visits to www.yorkfestivals.com	Gill Cooper		18691	33714	actual	10,193	25661		20000	25000	30000		The Unique visitor numbers to this website continue to rise faster than expected. General increase in using the web for information search.
PA2a	No. of pupils in ensembles at PAC (DfES return at the end of spring term)	Gill Cooper	478	368	479	actual	479	340		440	500	540		Much lower than predicted as the Bollywood provision is now being provided privately. However the Young People's arts officer is now in post and will be undertaking work for a relaunch of the centres in January 2008
PA2b	No. of pupils in Arts service supported ensembles	Gill Cooper		175	100	actual	100	100		230	250	260		As we are moving towards KS2 provision through whole class teaching this target may have to be reviewed.
PA3	% of all schools having a 'Live Arts Week' workshop	Gill Cooper	75%	84%	72%	actual				85%	85%	85%		
LA1	No. of Community Arts initiatives supported by the Arts & Culture Service.	Gill Cooper	232	284	322	actual	152	215		230	230	230		Full team in post, including an events assistant
LA2a	No of events in the city supported by the Arts & Culture Service	Gill Cooper	233	212	N/A	actual	118	139		269	270			Full team in post, including an events assistant
LA2b	No. of those events that are new (CYP11.4 was LA2a)	Gill Cooper	49	126	175	actual	51	63		50	50	50		Full team in post, including an events assistant
LA3b	No of performances and attendances at Theatre Royal (Quarterly collection)	Gill Cooper	452 (137368)	486 (142073)	750 (149,355)	actual	212 (34,000)	314 (62,251)		520 (145800)	520 (148000)	400		
LY13	Number of new festivals/event activities	Gill Cooper			3	actual				2	2	2		
VJ8B	Ensuring that tourism through First Stop York continues to make a major contribution to the York economy: total visitor spend across the tourism industry per annum. (Actuals and targets relate to 2 year prior than the year it is shown in)	Gill Cooper	£283.6m	£311.8	N/A	actual								
VJ8C	Ensuring that tourism through First Stop York continues to make a major contribution to the York economy: maintain a minimum number of annual jobs at (Actuals and targets relate to 2 year prior than the year it is shown in)	Gill Cooper	8681	9561	N/A	actual								
				9000	9000	profile								

- Any PI No. that is shown in yellow indicates that this PI is a Local Area Agreement PI
- PI is lower than the lower quartile mark when comparing to available Quartile information for that year
- PI is higher than the upper quartile mark when comparing to available Quartile information for that year
- Actual is better than the profile by the tolerance factor
- Actual is worse than the profile by the tolerance factor
- O3/P5 Indicates that this PI appears as a Key PI in the CYPP 2007/10 and or supports a Corporate Priority

Section B: Budget

<u>Arts & Culture (Education)</u>		2007/08 Latest Approved Budget	
	£000		£000
2007/08 Original Estimate (Net Cost)	354	Employees	1,083
<u>Approved Changes:</u>		Premises	21
		Transport	15
		Supplies & Services	135
		Miscellaneous:	
		Recharges	39
		Delegated / Devolved	0
		Other	0
<u>Director's Delegated Virements:</u>		Capital Financing	0
• Allocation of residual budgets following Arts & Culture restructure	+ 1	Gross Cost	1,292
		Less Income	937
2007/08 Latest Approved Budget (Net Cost)	355	Net Cost	355

Significant Variations from the Approved Budget:	
<ul style="list-style-type: none"> The Music service is now predicted to have a significant shortfall in income against budget. This appears partly to be as a result of a shift of users of the service from clients who are charged the full rate, to those who receive concessionary rates. The budgetary impact has been increased by a savings option approved as part of the 2007/08 budget process to generate an additional £35k income from this service. Along with a review of the charging structure, a review of the concessions policy will now be undertaken to ensure it is still operating effectively and only targeting those in genuine need of support. 	+ 65
Projected Net Outturn Expenditure	420
Overall Net Variation from the Approved Budget	+ 65
Percentage Net Variation from the Approved Budget	+ 18.3%



Learning, Culture & Children's Services Service Plan Monitor 2 (1 August –31 October) 2007 – 2008

Service: Sport and Active Leisure (SAL)
Service Manager: Jo Gilliland

Section A: Service Plan Initiatives and Actions

1. Achievements.

- **Strategy and planning:**
- Active York now has revised its constitutional arrangements and appointment to the executive board is finalised. 5 funding bids for Active York's CIF projects are due to be submitted to stage 1 by the beginning of December.
- Section 106 funding has been committed to pitch survey work to inform the development of a project in Skelton which has come out of the north zone development plan. We are also working closely with education planning on the design and specification for the sports facilities at the new Joseph Rowntree School and have recently begun the process of developing a community use agreement for those facilities.
- We are now piloting our plans for provision of informal sports facilities in new developments, by working with the landscape architects for the Derwentthorpe development to secure a safe purpose built running and orienteering route on the site.
- **Leisure facilities:**
- Yearsley Pool project opened on time after 16 weeks of repair and refurbishment work. Users have returned to the pool quickly due to our marketing and communications plan which included a planned free swimming week in association with the Press.
- Oaklands Pool has been granted planning and is into detail design stage. Consultation being done again with public and staff to ensure the final product is fit for purpose and offers the right mix and quality of provision. Current delay is 6 weeks due to the deferred planning application holding up the design. Projected opening date is June 2009.
- Swim York is currently reviewing its teaching plan, in response to the new ASA national teaching plan which was launched in Oct 07.
- Oaklands management team continues to work towards the quality criteria of QUEST with 2 areas complete. The customer feedback section has resulted in a new process to deal with and monitor customer comments. A new database has been designed to allow all the buildings maintenance to be planned and monitored.
- **Physical activity and community sport:**
- A York Special Olympics Committee has been convened to develop opportunities for learning disabled adults and young people to compete regionally and nationally.
- Members of the 'First York Boccia Club' recently competed in an individuals competition in Sheffield, and the team also came third in the National Boccia Finals in Nottingham.
- The Physical Activity Co-ordinators have made significant progress in offering opportunities for adults to become more active. Most notably the organisation of the 50+ Games as part of the Older People's Festival.
- The Sure Start partnership, is now supported by a community based exercise leader encouraging hard to reach groups including young mums to engage in dance and physical activity.
- Following a successful funding bid, 2 new multi skills and aquatics community sports coaches began work in Oct
- In August, a Club recruitment day was held in St Sampson's Square to support the voluntary sports sector. Over 20 clubs responded. The day came from issues raised from the city's four sports zones.
- York Athletics Club and Clifton Alliance Cricket Club have both recently received clubmark/accreditation. The area of club accreditation has become a key component of the City's focus sports and visible benchmark of the improvement and development of 'good clubs' in York.
- **PE and School Sport**
- Annual national survey has returned 90% achievement of children participating in 2 hrs

PE and school sport per week. This marks a 19% increase from last year with the Jorvik partnership showing the biggest improvement across the county. It also exceeds our stated LPSA2 target by 3%, one year early

- Swimming support has been offered to schools in partnership with Yorkshire water and sixteen York schools will benefit in the future
- Four secondary schools have been offered the opportunity to undertake an action research project in school using PE to impact on a whole school issue.

2. Actions planned but not completed.

Commentary

- Production of the final chapters of the sport & Active Leisure Strategy
- Delayed by aprox 6 months by work on Partnership constitutional arrangements
-

2007/08 Monitor 2~Sport and Active Leisure ~ Lifelong Learning & Culture

Code	Description of PI	Service Manager	Historical Trend			07/08				08/09	09/10	05/06	PI appears as a Key PI	Reasons/Explanation as to why Monitor 2 target wasn't achieved or exceeded
			04/05	05/06	06/07	1st Monitor (4 mths)	2nd Monitor (7 mths)	3rd Quarter/Term	3rd Mon Target (Whole Year)	Target	Target	Unitary Average		
CYP1.1 (LPSA 12.2)	% of 5 – 16 year olds participating in an average of 2hrs high quality PE and school sport per week within and beyond the curriculum during one complete school year.	Jo Gilliland	62%	71%	actual		90%			88%	89%	69%	O1	This represents a 19% increase in last years figure and has achieved LPSA target one year early by an increase of 2%. This will now require sustaining through to the measure date of 2009.
				75%	profile			80% (85%)						
CYP11.10	% of pupils who have participated in one or more community sports, dance or multi-skills club with links to the school	Jo Gilliland			31%	actual				35%	37%			
						profile								
CYP14.1	% of pupils involved in sports volunteering and leadership during the academic year	Jo Gilliland			5%	actual				12%	15%		O4	
						profile								
CYP14.3 (LS20)	No. of voluntary sports clubs achieving Charter Mark	Jo Gilliland		21	36	actual				34	35			
					30	profile								
HCOP2.1 (LPSA 12.1)	% of adult residents participating in at least 30 minutes moderate intensity sport and active recreation (including recreational walking) on 3 or more days a week	Jo Gilliland			24.8%	actual					27.8%			
						profile								
HCOP2.3 (LS1)	Swimming pools and sports centres: Number of swims and other visits (per 1,000 population)	Jo Gilliland	3216	3993	4013	actual	1359	2279		4400	4500			On target to meet end of year KPI - only concern is ensuring Yearsley Pool customers return quickly after the closure. Figures are higher than expected, possibly due to Tadcaster Pool being closed and Edmund Wilson being busier than normal. Note - Monitoring period 1 figure altered as did not include July's figures.
			4182	3800	4100	profile	1325	2300	2800					
SSC9.3 (LS5a)	Number of sports education coaches courses held	Jo Gilliland	40	60	61	actual				70	72			
			50	60	65	profile								
SSC9.4 (LS5b)	Number of people gaining qualifications through sports education courses	Jo Gilliland	380	360	520	actual				370	370			
			270	385	360	profile								
SSC9.5	% of the population volunteering in sport and active recreation for at least one hour per week	Jo Gilliland			5.5%	actual					5.75%			
						profile								
SSC12.1 (LY8b)	Percentage of residents who have used on a frequent basis any sports/leisure facilities, events or courses in the last 12 months	Jo Gilliland	66%	54%	55%	actual				57%	58%			
				67%	55%	profile								
SSC12.2 (LS29)	% of population that are within 20 minute travel time of a range of 3 different sports facility types of which one has achieved a specific quality assured standard	Jo Gilliland			24.59%	actual				42%	57%			
						profile								
LS8	% of adults participating in at least 30 mins moderate intensity physical activity (inc. sport) on 5 or more days each week (TalkAbout Survey)	Jo Gilliland	24%	66%	66%	actual								
			35%	N/A		profile								
LY8a	Percentage of residents who have used on a frequent basis any sports/leisure facilities, events or courses in the last 6 months	Jo Gilliland	57%	45%	45%	actual				47.0%	47.5%			
				58%	46%	profile								

2007/08 Monitor 2~Sport and Active Leisure ~ Lifelong Learning & Culture

Code	Description of PI	Service Manager	Historical Trend			07/08				08/09	09/10	05/06	PI appears as a Key PI	Reasons/Explanation as to why Monitor 2 target wasn't achieved or exceeded
			04/05	05/06	06/07	actual	1st Monitor (4 mths)	2nd Monitor (7 mths)	3rd Quarter/Term	3rd Mon Target (Whole Year)	Target	Target		
LS21	% visits to council run leisure facilities from NS-SEC classes 6&7 compared with % catchment population in same group	Jo Gilliland				actual								
						profile								
LS22	% visits to council run leisure facilities from 11-19 years compared with % catchment population in same age group	Jo Gilliland				actual								
						profile								
LS23	% visits to council run leisure facilities from BME groups compared with % catchment population in same ethnic group	Jo Gilliland				actual								
						profile								
LS24	% visits to council run leisure facilities from 60+ years compared with % catchment population in same group	Jo Gilliland				actual								
						profile								
LS25	% visits to council run leisure facilities made by disabled people <60 years compared with % catchment population in same group	Jo Gilliland				actual								
						profile								
LS26	Subsidy per visit (£)	Jo Gilliland				actual								
						profile								
LS27	Annual visit per sq m	Jo Gilliland				actual								
						profile								

Any PI No. that is shown in yellow indicates that this PI is a Local Area Agreement PI

- PI is lower than the lower quartile mark when comparing to available Quartile information for that year
- PI is higher than the upper quartile mark when comparing to available Quartile information for that year
- Actual is better than the profile by the tolerance factor
- Actual is worse than the profile by the tolerance factor

O3/P5 Indicates that this PI appears as a Key PI in the CYPP 2007/10 and or supports a Corporate Priority

() Indicates local target as LAA indicator was low



Learning, Culture & Children's Services Service Plan Monitor 2 (1 August –31 October) 2007 – 2008

Service: Education Access
Service Manager: Mark Ellis

Section A: Service Plan Initiatives and Actions

1. Achievements.

- Reduction of pupils on the Education Otherwise Roll of 20% compared with the same period last year. This has resulted in an increase in average weekly education provision being offered for those pupils on the EO roll from 3.0 to 3.74 days per week (25% increase).
- Reintegration Panel admitted a further 28 hard to place pupils into a new school during 2006/07 school year.
- Introduction of Re-integration Panel for Primary Schools to be consulted on in January 2008.
- Anti-Bullying Strategy Group set up to develop strategic overview for development of anti-bullying strategy across the City.

2. Actions planned but not completed.

- Conduct Annual secondary school anti-bullying survey.

Commentary

DMT agreed to cancel this survey as a result of the OfSTED pupil survey being circulated amongst schools at the same time as the anti-bullying survey was due to be completed. As the OfSTED survey did ask questions on anti-bullying issues it was agreed not to pursue the survey for the 06/07 school year.

Section B: Budget

<u>Access Services</u>		2007/08 Latest Approved Budget	
	£000		£000
2007/08 Original Estimate (Net Cost)	2,969	Employees	404
<u>Approved Changes:</u>		Premises	0
		Transport	2,477
		Supplies & Services	102
		Miscellaneous:	
		Recharges	150
		Delegated / Devolved	0
		Other	0
		Capital Financing	0
<u>Director's Delegated Virements:</u>		Gross Cost	3,134
		Less Income	164
2007/08 Latest Approved Budget (Net Cost)	2,969	Net Cost	2,969

Significant Variations from the Approved Budget:

<ul style="list-style-type: none"> • There is projected to be a significant overspend on the cost of providing transport and escorts for SEN pupils. SEN transport costs have risen significantly over recent years as a consequence of the action being taken to maintain children with SEN within the city rather than make (more expensive) out of city residential placements. The majority of SEN taxi contracts are still being operated under the old pricing regime and are not due to be retendered under the new price per mile scheme until September 2008. From the few contracts retendered this year it is estimated that there will be an average reduction of 20% in costs once the new price per mile contracts are in place; however, this will not have much effect on spend until 2008/09. Also included in the overspend is a one off £32k relating to 2006/07 transport contracts which were not invoiced (or accounted for) until this financial year. 	+ 180
<ul style="list-style-type: none"> • Projected overspend on discretionary transport. Over the last few years the number of appeals granted by Members has increased significantly and more than half of all transport appeals are now successful. An operational panel has now been set up to review successful appeals and ensure that the most cost effective and efficient transport option is chosen - eg walking escorts or parent & child bus passes. However, the majority of costs currently incurred relate to appeals granted in previous years on the basis of supplying one to one taxi transport. 	+ 34
<ul style="list-style-type: none"> • Additional savings above the original £70k target have been generated following the transfer of Home to School Transport administration from City Strategy to LCCS and the subsequent renegotiation of main primary and secondary school contracts. 	- 28
<ul style="list-style-type: none"> • Work is currently being undertaken to try and establish if some of the increased SEN transport costs can be charged to the DSG. Under current DSG regulations the authority is able to charge these costs to the Schools Budget (and hence the DSG) where it can demonstrate to the satisfaction of the Schools Forum that an overall budget saving is being achieved. It is reasonable to assume at this stage that a general fund saving of £50k could be achieved in 2007/08. 	- 50
<ul style="list-style-type: none"> • Net amount of all other minor variations in expenditure and income. 	- 4
Projected Net Outturn Expenditure	3,101
Overall Net Variation from the Approved Budget	+ 132
Percentage Net Variation from the Approved Budget	+ 4.4%



**Learning, Culture & Children's Services
Service Plan Monitor 2 (1 August –31
October) 2007 – 2008**

Service: Finance

Service Manager: Richard Hartle

Section A: Service Plan Initiatives and Actions

1. Achievements.

Objective 1: Supporting schools achieve the Financial Management Standard

- Provided detailed training and support to cohort 1 of primary and special schools (on-going)
- Reviewed the training and support provided to secondary schools i.e. did it work?
- Supported the Governance Unit and EDS with FMSiSS (on-going)

Objective 2: Introduce an Extended Schools business and technical support service

- Reconfigured the School Finance team into a School Business Support service
- Produced a cost sharing model for Integrated Children's Centres
- Agreed working protocols for extended schools with SBOs and other support service providers

Objective 3: Respond to the DfES review of school funding arrangements

- Prepared (in conjunction with the Schools Forum) a response to the consultation document
- Identified the key emerging issues

Objective 4: Plan and prepare for the next three year budget cycle 2008-2011

- LMS formula factors reviews – reports considered by the Schools Forum in July with consultation with all schools being undertaken during the autumn term.
- Considered the initial implications of CSR2007
- Considered key resource and expenditure pressures to 31 March 2011, particularly (Children's Social Care, Home to School Transport, broadband provision, capital programme, education placements inc. inter-authority

2. Actions planned but not completed.

- Review the Extended Schools governance models (June 2007))

Commentary

Work under way and due for completion by end of autumn term

2007/08 Monitor 2~ Finance ~ Resources Management

Code	Description of PI	Service Manager	Historical Trend			07/08				08/09	09/10	05/06	PI appears as a Key PI	Reasons/Explanation as to why Monitor 2 target wasn't achieved or exceeded
			04/05	05/06	06/07		1st Monitor (4 mths)	2nd Monitor (7 mths)	3rd Quarter/Term	3rd Mon Target (Whole Year)	Target	Target		
F7	Primary School Revenue Reserves as a % of Primary School ISB Budget Share	Richard Hartle	11.3% 5% - 10%	8.7% 5% - 9%	7.5% 5% - 8%	actual				5% -8%	5% -8%			
F8	Secondary School Revenue Reserves as a % of Secondary School ISB Budget Share	Richard Hartle	3.5% 2% - 5%	2.7% 2% - 5%	2.8% 2% - 5%	actual				2% - 5%	2% - 5%			
F9	Percentage of Schools whose net outturn expenditure is within 10% or £5,000 (whichever is the greater) of their net Start Budget	Richard Hartle		13.7% 50%	14.5% 55%	actual				65%	70%			
ST5	Percentage of departmental cost centres that outturn within £1,000 or 1% of the approved budget (whichever is the greater), subject to the variation being less than £10,000	Pete Dwyer/ Richard Hartle	59%	55.9% 65%	69.4% 70%	actual	84.5%	81.1%		74%	75%			
F10	The quality of LA financial information, including comparative data for schools (Audit Commission School Survey Question 3.32)	Richard Hartle			1.70	actual		1.70		1.68	1.67			PI remains in top quartile nationally.
F11	Opinion of LA consultation on the planning and review of the budget for children's services (Audit Commission School Survey Question 6.7)	Richard Hartle			1.95	actual		2.03		1.93	1.92			PI remains in top quartile nationally.
F12	The clarity of the educational rationale behind the school funding formula (Audit Commission School Survey Question 6.8)	Richard Hartle			1.89	actual		2.11		1.87	1.86			Slight dip seems to reflect a perception from primary schools that more resources need to be transferred from the secondary sector. The rationale for this transfer is not backed up by the needs analysis and could only really be addressed if overall resources to schools increase significantly in future years. PI remains in top quartile nationally.
F13	The effectiveness of the LA's support to improve resource and financial management in your school (Audit Commission School Survey Question 6.15)	Richard Hartle			1.73	actual		1.82		1.71	1.7			Slight dip could be in response to DCSF introduction of the statutory Financial Management Standard in Schools which some schools have found quite onerous to implement. Other indicators of the financial support provided are positive including a continuing (10%) increase in the level of schools buyback in to the finance service. PI remains in top quartile nationally.
F14	The effectiveness of the LA's support for developing extended schools (Audit Commission School Survey Question 6.19)	Richard Hartle			2.43	actual		2.97		2.15	2			Audit Commission survey is probably too early to pick up the results of the changes in Extended Schools support introduced early in 2007 and may still be reflecting the strong views expressed to the LA late in 2006.

- Any PI No. that is shown in yellow indicates that this PI is a Local Area Agreement PI
- PI is lower than the lower quartile mark when comparing to available Quartile information for that year
- PI is higher than the upper quartile mark when comparing to available Quartile information for that year
- Actual is better than the profile by the tolerance factor
- Actual is worse than the profile by the tolerance factor
- O3/P5 Indicates that this PI appears as a Key PI in the CYPP 2007/10 and or supports a Corporate Priority

Section B: Budget

<u>Financial Services (LCCS)</u>		2007/08 Latest Approved Budget	
	£000		£000
2007/08 Original Estimate (Net Cost)	1,276	Employees	973
<u>Approved Changes:</u>		Premises	1
Recruitment Advertising Corporate Adjustments NR	- 17	Transport	10
		Supplies & Services	589
		Miscellaneous:	
<u>Director's Delegated Virements:</u>		Recharges	3,220
• ICT Temporary Post - Transferred from Support Services Control	- 16	Delegated / Devolved	0
		Other	0
		Capital Financing	0
		Gross Cost	4,793
		Less Income	3,550
2007/08 Latest Approved Budget (Net Cost)	1,243	Net Cost	1,243

Significant Variations from the Approved Budget:	
• Vacant posts and increased income as a result of schools buying more from the school business support service.	- 40
• Higher than expected interest income on negative school centrally held balances.	- 25
• Net amount of all other minor variations in expenditure and income.	- 10
Projected Net Outturn Expenditure	1,168
Overall Net Variation from the Approved Budget	- 75
Percentage Net Variation from the Approved Budget	- 6.0%



**Learning, Culture & Children's Services
Service Plan Monitor 2 (1 August – 31
October) 2007 – 2008**

**Service: Human Resources (HR)
Service Manager: Jo Sheen / Mark Bennett**

Section A: Service Plan Initiatives and Actions

1. Achievements.

- Pay & Grading Review – The LCCS HR team continue to support the corporate process of job evaluation. The team are liaising with headteachers in completing generic job descriptions and in preparing for the implementation of the new pay and grading scheme next year.
- Extended Schools – Members of the HR Team have been designated as contact points for dealing with queries which arise out of extended school activities. HR continue to work in partnership with the LCCS Finance Team.
- Management of Change – Ongoing support to Service and Group Managers on reorganisations or restructures within the directorate. During this period support has been provided to Health & Disability team, Finance team and Parks and Open spaces.
- Improve HR Admin systems – Improvement timetable progressed, however three experienced members of the HR Admin team are currently absent through maternity and sick leave and therefore progress made in this area has been delayed.
- Improve HR Admin systems – Following consultation with potential users of a HR Admin manual development of the content continues. A training package to support the launch of the manual is also being developed.
- Management of sickness absence – Data obtained from the staff absence insurance scheme regarding the usage (and therefore absence rates for Schools in York). Work is well underway to analyse this data to produce reliable management information, which will allow the HR team to identify particular problem areas.

2. Actions planned but not completed.

- Extended Schools Provision – focused HR support
- Management of sickness absence

Commentary

No significant work required to date.

Have not yet been able to obtain reliable management information which will support the work of the HR team in this area.

2007/08 Monitor 2~ Human Resources ~ Resources Management

Code	Description of PI	Service Manager	Historical Trend			07/08				08/09	09/10	05/06	PI appears as a Key PI	Reasons/Explanation as to why Monitor 2 target wasn't achieved or exceeded
			04/05	05/06	06/07		1st Monitor (4 mths)	2nd Monitor (7 mths)	3rd Quarter/Term	3rd Mon Target (Whole Year)	Target	Target		
HR1	Completion of contractual documentation within statutory time limits	Jo Sheen		55%	66%	actual	73%	N/A						Unable to report this monitor as we are waiting for software to enable the data to be extracted. New software hopefully in place by Nov 07.
				100%	100%	profile	100%	100%	100%	100%				
HR3	AC Schools Survey response to question re: Local Q6 - The effectiveness of HR administrative services, including the issuing of contracts of employment to staff	Jo Sheen	2.46	2.5	2.64	actual		2.76						
				2	2.00	profile		2.00		2.00				
HR4	Employment Tribunal cases successfully defended or settled for "nuisance value" only	Jo Sheen		100%	100%	actual								
				100%	100%	profile				100%				
HR7	AC Schools Survey response to question re: Local Q5 - The quality of professional HR personnel advice and casework	Jo Sheen	1.9	1.46	2.18	actual		2.08						
				2	2.00	profile		2.00		2.00		2.00	1.50	
ST1	% of Appraisals (PDRs) completed as a percentage of all eligible directorate staff	Pete Dwyer/ Jo Sheen		94%	90%	94%	actual		N/A					
				100%	100%	95%	profile		100%		100%		100%	
SK1	Days lost through sickness for all the LCCS (inc schools)	Pete Dwyer/ Jo Sheen	10.96	9.01	9.96	actual	2.14	N/A						
						profile								

Any PI No. that is shown in yellow indicates that this PI is a Local Area Agreement PI

- PI is lower than the lower quartile mark when comparing to available Quartile information for that year
- PI is higher than the upper quartile mark when comparing to available Quartile information for that year
- Actual is better than the profile by the tolerance factor
- Actual is worse than the profile by the tolerance factor

O3/P5 Indicates that this PI appears as a Key PI in the CYPP 2007/10 and or supports a Corporate Priority

Section B: Budget

<u>Human Resources</u>		2007/08 Latest Approved Budget	
	£000		£000
2007/08 Original Estimate (Net Cost)	606	Employees	508
Approved Changes:		Premises	0
• LCCS Restructure (Urgency 20/03/07)	+ 12	Transport	1
		Supplies & Services	54
		Miscellaneous:	
		Recharges	30
Director's Delegated Virements:		Delegated / Devolved	36
• NYBEP Budget transferred to 14-19 Strategy	- 15	Other	0
		Capital Financing	0
		Gross Cost	629
		Less Income	26
2007/08 Latest Approved Budget (Net Cost)	603	Net Cost	603

Significant Variations from the Approved Budget:	
• Increased costs of staff undertaking Trade Union duties	+ 13
• Staff vacancies within school crossing patrols.	- 18
• Net amount of all other minor variations in expenditure and income.	+ 2
Projected Net Outturn Expenditure	600
Overall Net Variation from the Approved Budget	- 3
Percentage Net Variation from the Approved Budget	- 0.5%



Learning, Culture & Children's Services Service Plan Monitor 2 (1 August –31 October) 2007 – 2008

Service: ICT Client Services
Service Manager: Laura Conkar

Section A: Service Plan Initiatives and Actions

1. Achievements.

- The service coordinated the ICT and cabling contractors involved in the IT moves and refurbishment of the central library.
- The service coordinated the contractors involved in the IT moves and refurbishment of the Acomb library including ensuring that the broadband network remained stable during this period as Acomb library is the hub site serving schools and libraries in the west of the city with broadband services.
- Second layer authentication for remote access through the broadband network has been piloted at two schools and can now be rolled out to schools. Third party access to the network will be enabled shortly subject to sign off of appropriate security/confidentiality/data protection documentation.
- Successfully recruited an IT Support Officer to support the growing workload of the Service in line with the Directorate growing to encompass Children's Services and the Youth Offending Team.
- Project managed to completion the cabling of the Law Courts Project
- Initiated IT aspect of Haxby Road Children's Centre infrastructure project.
- One School Pathfinder project – continuing to support the specific requirements of the project including the evaluation of the short-listed design and build company and to check the ICT specifications drawn up by Edunova.
- Supporting the Looked After Children Agenda by drawing up a specification/ tender for ICT equipment to support LAC in care.
- Supporting the SEN service in specifying requirements for Disabled Children database, including gathering requirements from partner organisations.
- Initiated dialogue between Corporate IT and NHS IT to troubleshoot issues in accessing and enabling services agreed through the framework agreement.
- Project managed the Crypto device project to completion – encryption device for secure document transfer between YOT and the Youth Justice System.
- Supported the IT Bid development process, 8 bids have been put forward and recommended to Members.
- York High –Service continues to provide IT consultancy for design and spec of new school and to chair IT group meetings in preparation for decant back to Cornlands Road site by January 09.
- Completed ICT aspect of St Lawrence's Children's Centre project.
- Completed ICT element of New Earswick Children's Centre in the school, however library ICT infrastructure not yet complete.
- Set up IT Directorate Group, which will meet every 2 months to consider ICT infrastructure, system and protocol issue which affect the whole Directorate for instance the increase in partnership working.
- The Service is beginning the process (in partnership with the EDS ICT team) of specifying learning platform requirements for schools.
- The service has continued to provide IT Directorate duties in the form of new user requirements/deletions/transfers and IT requisitions, and to provide information to the directorate.

2. Actions planned but not completed. **Commentary**

- | | |
|---|--|
| <ul style="list-style-type: none"> • IT Strategy for the Directorate not refreshed | <p>There has been a delay in refreshing the IT strategy documentation due to capacity issues</p> |
| <ul style="list-style-type: none"> • OJEU ICT Managed Services | <p>There has been a delay in the timetable for the completion of the OJEU ICT Managed Service PQQ short listing and issue of tender.</p> |

2007/08 Monitor 2 ~ ICT ~ Resources

Code	Description of PI	Service Manager	Historical Trend					07/08				08/09	09/10	05/06	PI appears as a Key PI	Reasons/Explanation as to why Monitor 2 target wasn't achieved or exceeded	
			02/03	03/04	04/05	05/06	06/07	1st Monitor (4 mths)	2nd Monitor (7 mths)	3rd Quarter/Term	3rd Mon Target (Whole Year)	Target	Target	Unitary Average			
IT1	Percentage of LCCS bids carried forward to full project status.	Laura Conkar				300%	66%	actual					100%	100%			
						100%	100%	profile				100%					
IT2	% of schools connected to broadband	Laura Conkar	52%	50%	100%	100%	100%	actual									
			38%	52%	100%	100%	100%	profile									
IT3	Quality of ICT newsletter based on annual survey - AC Local Q3	Laura Conkar		2.56	2.63	2.57	2.72	actual		2.45			3	3			
				3	3	3	3	profile				3					
IT4	Quality of ICT services based on annual survey - AC 6.17	Laura Conkar		3.02	2.46	2.71	2.64	actual		2.47			3	3		SP 4	
				3	3	3	3	profile				3					

- Any PI No. that is shown in yellow indicates that this PI is a Local Area Agreement PI
- PI is lower than the lower quartile mark when comparing to available Quartile information for that year
- PI is higher than the upper quartile mark when comparing to available Quartile information for that year
- Actual is better than the profile by the tolerance factor
- Actual is worse than the profile by the tolerance factor
- O3/P5 Indicates that this PI appears as a Key PI in the CYPP 2007/10 and or supports a Corporate Priority

Section B: Budget

<u>ICT Client Services</u>		2007/08 Latest Approved Budget	
	£000		£000
2007/08 Original Estimate (Net Cost)	235	Employees	92
<u>Approved Changes:</u>		Premises	0
		Transport	2
		Supplies & Services	1,088
		Miscellaneous:	
		Recharges	- 52
		Delegated / Devolved	0
		Other	0
<u>Director's Delegated Virements:</u>		Capital Financing	0
• ICT Temporary Post - Transferred from Support Services Control	+ 16	Gross Cost	1,130
		Less Income	879
2007/08 Latest Approved Budget (Net Cost)	251	Net Cost	251

Significant Variations from the Approved Budget:	
• Net amount of all minor variations in expenditure and income.	- 4
Projected Net Outturn Expenditure	247
Overall Net Variation from the Approved Budget	- 4
Percentage Net Variation from the Approved Budget	- 1.6%



Learning, Culture & Children's Services Service Plan Monitor 2 (1 August –31 October) 2007 – 2008

Service: Management Information Service Service Manager: Yasmin Wahab

Section A: Service Plan Initiatives and Actions

1. Achievements.

- Analysis from the 2nd Local Authority parent survey that took place in the summer term 2007 has been sent out to all schools.
- Guidance has been produced for schools which details the procedure to help identify children who are at risk of missing education during school transfers.
- An IT bid has been submitted to develop a link between RAISE and the pupil database to improve access and sharing of information.
- More validation processes implemented to ensure quality of data into the RAISE database
- The migration of existing referrals on the ISIS system to the RAISE system has been supported.
- School performance analysis has been updated to include key stage pupil estimates for underperforming/vulnerable groups of pupils.

2. Actions planned but not completed.

- Set up Quality Assurance system for Performance Indicators to ensure robust and accurate collection processes in line with corporate requirements
- Implement stage 3 of the Information Schedules project to produce lower level analyses and a clear analysis of strengths and weakness.
- Review and develop systematic set of information protocols between partner agencies.
- Support the archiving of data held in ISIS into new database.
- Improve reporting systems linked to ICS
- Improve the collection of data from Local Neighbouring LA schools about pupils living in York
- Collect pupil level data from local Independent Schools for those pupils living in York
- Review pupil tracking software used by schools and provide schools with guidance on best practice.
- Revise and implement a support, guidance and training programme for schools on target setting and pupil tracking
- Develop a suite of key indicators and information to monitor the impact of ICCs

Commentary

Currently working on a Performance Management Framework for LCCS. This has delayed the work on the QA system.

Delayed due to staff resources

Work started by the Children's Trust Unit for Contact Point. Meeting arranged for December to find out what they have done so far.

ISIS will now be kept live until 2008. All relevant data now in RAISE so unlikely that an archive will be needed.

Delayed as awaiting for RAISE system to be upgraded.

Ongoing. Worked has started with North Yorkshire LA.

Ongoing.

Limited work done due to vacant post.

Limited work done due to vacant post

No longer necessary as the government has set key indicators.

2007/08 Monitor 2 ~ MIS ~ Resources

Code	Description of PI	Service Manager	Historical Trend					07/08				08/09	09/10	05/06	PI appears as a Key PI	Reasons/Explanation as to why Monitor 2 target wasn't achieved or exceeded
			02/03	03/04	04/05	05/06	06/07		1st Monitor mths (4)	2nd Monitor mths (7)	3rd Quarter/Term	3rd Mon Target (Whole Year)	Target	Target		
MIS1	The effectiveness of your LEA's strategy for managing information and data (Audit Commission School Survey Q 6.11)	Yasmin Wahab	2.93	2.17	1.68	1.44	1.38	Actual		1.47		1.60	1.60	1.60		Although slightly down on last year's performance, we have still achieved a top 10 ranking in England and Wales for this service to schools.
					2.00	1.75	1.60	Profile								
MIS3	Support to schools for using pupil performance data to secure school improvement (Audit Commission School Survey LEA Q13)	Yasmin Wahab	2.57	2.02	1.39	1.58	1.40	Actual		1.47		1.60	1.60	1.60		
					2.00	1.75	1.60	Profile								
MIS4	The MIS team's support for pupil data collection exercises (Audit Commission School Survey LEA Q4)	Yasmin Wahab		1.75	1.49	1.46	1.42	Actual		1.37		1.60	1.60	1.60		Significant improvements in this area reflects service enhancements over the years.
					2.00	1.75	1.60	Profile								
MIS6	% of schools meeting deadlines for MIS data collection exercises included in the department's Data Calendar	Yasmin Wahab				85%	90%	Actual				91%	92%	93%		
						80%	82%	Profile								
MIS 8	The quality of the information schools receive from your council about looked-after children in your school (Audit Commission School Survey Question 3.23)	Yasmin Wahab				2.50	2.41	Actual		2.29		2.10	1.90	1.80		Although this year's target has not been achieved there has been good improvements shown since 05/06. Work continues to improve in this area of information with schools.
						2.30		Profile								

Any PI No. that is shown in yellow indicates that this PI is a Local Area Agreement PI

PI is lower than the lower quartile mark when comparing to available Quartile information for that year

PI is higher than the upper quartile mark when comparing to available Quartile information for that year

Actual is better than the profile by the tolerance factor

Actual is worse than the profile by the tolerance factor

O3/P5 Indicates that this PI appears as a Key PI in the CYPP 2007/10 and or supports a Corporate Priority

Section B: Budget

<u>Management Information Service</u>		2007/08 Latest Approved Budget	
	£000		£000
2007/08 Original Estimate (Net Cost)	269	Employees	300
<u>Approved Changes:</u>		Premises	0
		Transport	5
		Supplies & Services	17
		Miscellaneous:	
		Recharges	0
		Delegated / Devolved	0
		Other	0
<u>Director's Delegated Virements:</u>		Capital Financing	0
		Gross Cost	322
		Less Income	53
2007/08 Latest Approved Budget (Net Cost)	269	Net Cost	269

Significant Variations from the Approved Budget:	
• No significant variations to report.	
Projected Net Outturn Expenditure	269
Overall Net Variation from the Approved Budget	0
Percentage Net Variation from the Approved Budget	0%



Learning, Culture & Children's Services Service Plan Monitor 2 (1 August –31 October) 2007 – 2008

Service: Planning and Resources
Service Manager: Maggie Tansley

Section A: Service Plan Initiatives and Actions

1. Achievements.

- Food served in all schools within the contract already complies with nutritional guidelines
- School catering staff are engaged in a successful training programme and were represented at conference to promote best practice.
- Leaflets and application forms for free school meals widely distributed.
- Final phase of school meals contract negotiated and in place
- 4th of the 8 Integrated Children's Centres due to open early Spring 2008
- Preferred Bidder for new Joseph Rowntree School due to be appointed before end November 2007
- Construction of York High started
- Work to contribute towards the capture of lessons learned in the Educational Transformation process at Joseph Rowntree has begun.
- Work to formulate the Primary Strategy for Change, necessary to release the Primary Capital Programme funding, has been started and due for completion by April 2008.
- Demographic modelling to update the school organisation plan providing revised pupil numbers across the city has now commenced.

2. Actions planned but not completed.

- Prepare for the secondary BSF programme

- Prepare for the primary BSF programme

Commentary

The work on the recently begun policy for achieving educational transformation will need to feed into these plans
Primary Strategy for Change needs to be approved by DCSF and options for delivery strategy developed for approval

2007/08 Monitor 2 ~ Resources and Planning ~ Resources Management

Code	Description of PI	Service Manager	Historical Trend				07/08				08/09	09/10	05/06	PI appears as a Key PI	Reasons/Explanation as to why Monitor 2 target wasn't achieved or exceeded
			03/04	04/05	05/06	06/07		1st Monitor (4 mths)	2nd Monitor (7 mths)	3rd Quarter/Term	3rd Mon Target (Whole Year)	Target	Target		
CYP2.3 (P3)	% of pupils taking a school meal in primary schools	Maggie Tansley	38.1%	35.6%	37%	34.0%	actual	35.8%	31.4%		34%	35%	36%		Working with service provider to do everything we can to increase take up of school meals.
			35%	38%	35%	33%	profile	32%	33%	34%					
P8	Percentage of primary schools with 25% or more of their places unfilled	Maggie Tansley	22.2%	14.8%	12.9%	14.8%	actual				13%	12%	11%		
			18%	18%	16%	14%	profile								
P9	Percentage of secondary schools with 25% or more of their places unfilled	Maggie Tansley	18.2%	9.1%	9.1%	18.2%	actual				10.0%	10.0%	1100.0%		
			9.1%	18.2%	9.1%	9.1%	profile								
P10	Percentage of primary schools oversubscribed (@ PLASC)	Maggie Tansley	20.3%	18.5%	22.2%	14.8%	actual				18%	16%	15%		
						20.0%	profile								
P11	Percentage of secondary schools oversubscribed (@ PLASC)	Maggie Tansley	18.1%	45.4%	36.3%	54%	actual				20%	20%	20%		
						27%	profile								
P12	Percentage of schools with an A rating recording the unsuitability to teach the curriculum (bi-annual survey)	Maggie Tansley			35.4%	N/A	actual				25.0%		20%		
							profile								
P6	The percentage of primary classes with more than 30 pupils in Years 3 to 6 (Information only)	Maggie Tansley	22.7%	22.5%	21.3%	19.0%	actual								
			21%	20%	20%		profile								
P1	Percentage of primary classes with more than 30 children for Reception to Year 2 inc	Maggie Tansley	2.8%	3.9%	4.0%	1.0%	actual				0%	0%	0%		
			0%	0%	0%	0%	profile								
P2	Number of recorded defaults raised during school meals monitoring	Maggie Tansley	8	2	0	0	actual	0	0		4	4	4		Additional training from the Targeted School Meal grant is having good effect.
			4	10	3	5	profile	1	2	3					
P4	Numbers of schools (in contract) not getting 95% pass rate for school cleaning	Maggie Tansley	16	24	27	23	actual	11	15		30	25	20		New supervisory staff in post - improvements reflected in Mon 2 data.
			12	14	24	22	profile	12	22	30					
P5	Nos. of schools with a D rating recorded for any condition element	Maggie Tansley	4	14	3	1	actual	N/A	N/A		3	2	2		Not yet available.
			6	4	4	3	profile	3	3	3					

Any PI No. that is shown in yellow indicates that this PI is a Local Area Agreement PI

PI is lower than the lower quartile mark when comparing to available Quartile information for that year

PI is higher than the upper quartile mark when comparing to available Quartile information for that year

Actual is better than the profile by the tolerance factor

Actual is worse than the profile by the tolerance factor

O3/P5 Indicates that this PI appears as a Key PI in the CYPP 2007/10 and or supports a Corporate Priority

Section B: Budget

<u>Planning & Resources</u>		2007/08 Latest Approved Budget	
	£000		£000
2007/08 Original Estimate (Net Cost)	382	Employees	453
<u>Approved Changes:</u>		Premises	18
		Transport	5
		Supplies & Services	135
		Miscellaneous:	
		Recharges	-124
		Delegated / Devolved	0
		Other	0
<u>Director's Delegated Virements:</u>		Capital Financing	0
		Gross Cost	487
		Less Income	104
2007/08 Latest Approved Budget (Net Cost)	382	Net Cost	382

Significant Variations from the Approved Budget:	
• Business Support is predicting underspends on directorate wide photocopying, postage and accommodation budgets.	- 20
Projected Net Outturn Expenditure	362
Overall Net Variation from the Approved Budget	- 20
Percentage Net Variation from the Approved Budget	- 5.2%

This page is intentionally left blank



Executive Member for Children's Services and Advisory Panel

6 December 2007

Report of the Director of Children's Services and the Director of Resources

CAPITAL PROGRAMME MONITORING 2007/08 - REPORT 2

Summary

- 1 This report is to:
 - inform Members of the likely out-turn position of the 2007/08 Capital Programme based on the spend profile and information to the end of October 2007
 - advise Members of changes to existing schemes and reprofiling of expenditure to allow the more effective management and monitoring of the Capital Programme
 - inform Members of any new schemes and seek approval for their addition to the Capital Programme.

Background

- 2 The original capital programme for the financial year 2007/08 was approved at Council on 21 February 2007. Since then, a number of amendments to the programme have been approved as part of the 2006/07 out-turn report, at the Urgency meeting of 3rd July 2007 and following the first monitoring report. This results in a current approved Children's Services capital programme for 2007/08 which shows gross capital expenditure of £19.460m with £18.330m of other funding which gives a net capital programme cost to the authority of £1.130m.
- 3 The table below details the approved changes to the 2007/08 capital programme since the original programme was approved in February 2007.

Table 1- Current Approved Children's Services Capital Programme 2007/08

	Gross Spend £m	Other Funding £m	Net Spend £m
Original Capital Programme 2007/08	16.485	16.225	0.260
Slippage and Adjustments from the 2006/07 Outturn report	2.368	2.052	0.316
Amendment at Urgency Meeting	0.798	0.244	0.554
Monitor 1 Adjustments	0.488	0.109	0.379
Current Approved Capital Programme 2007/08	<u>20.439</u>	<u>18.630</u>	<u>1.509</u>

Consultation

- 4 Not applicable.

Options and Analysis

Scheme Progress Reports and Updates

- 5 The following section provides an update on all the major schemes in the capital programme with a brief summary of progress to date and any issues arising.

Devolved Capital

- 6 This scheme represents the devolved capital which has been allocated to schools in 2007/08, net of any contributions which the schools have agreed towards LEA led schemes.

Fulford Secondary Targeted Capital (Scheme Cost £3.518m)

- 7 This scheme is now complete with only the retention payment on Phase 1 outstanding. This is still being finalised but is expected to be within the remaining budget.

Huntington Secondary (Scheme Cost £5.674m)

- 8 The major scheme for the provision of new Teaching and Performing Arts blocks is complete with the new facilities in full use. As reported previously to EMAP, there has been an overspend on the overall scheme. Property Services are currently negotiating a final account and are pursuing outstanding claims which may result in a variation to the previously reported overspend, which has been funded by corporate resources. Further detail will be reported when negotiations are concluded.

Integrated Children's Centres (Overall Scheme Cost (£4.728m)

- 9 When tenders for the remaining five Children's Centres were returned during the summer, it became apparent that funding for this important programme for re-shaping key statutory services for children from birth to five years was insufficient to meet the City's aspirations for the Centres. The Urgency meeting of 3rd August 2007 therefore agreed to the allocation of additional funding, but this meant that there was a delay in awarding the tenders so that the summer holiday period for starting work was missed. This has had a knock-on effect on both programmes and budgets, although Project Managers are working hard to contain costs within the overall scheme budgets.

- 10 The scheme at Carr is currently on site with a provisional completion date of late March 2008.

- 11 At Haxby Road, difficulties in agreeing the design and materials of the new extension to this listed building with planners and English Heritage have meant that this project has not yet commenced. These issues have now been resolved and work is due to start on site at the beginning of 2008, with an estimated completion date of June 2008. A budget of £250k needs to be slipped into 2008/09 to reflect this timetable.

- 12 Construction work at New Earswick was halted by the discovery of a gas main where foundations were required to be sited. This has caused a 10 week delay, with completion now expected by Christmas 2007.
- 13 The first phase of work at St Lawrence's is expected to be complete by Christmas 2007. Phase 2 is due to start in the new year with completion due in July 2008. A budget of £350k needs to be slipped into 2008/09 to reflect this timetable.
- 14 Phase 1 of the scheme at Tang Hall will be completed by Christmas, and full completion of the centre is due by mid-February.

New Deal for Schools (NDS) Modernisation (Scheme Cost £12.982m)

- 15 This scheme addresses condition and suitability issues at a number of schools in the city. In order to maximise the resources available schools are invited to bid for this funding and are encouraged to contribute their devolved capital to projects.
- 16 The majority of previously ongoing schemes within the Modernisation programme are now complete or nearing completion, with the majority delivered on or close to budget.
- 17 A report to EMAP on 7 December 2006 reported on the allocation of Modernisation funding for 2007/08 and 2008/09 to schools that were successful under the bidding round carried out in summer 2006. The successful schemes are now progressing through the design and tendering process with a number now on site. However, a small number of schemes currently scheduled to be carried out in 2007/08 are now likely to take place in 2008/09, therefore £200k, needs to be slipped from the 2007/08 programme.

Neighbourhood Nurseries Initiative (Scheme Cost £3.519m)

- 18 As reported at monitor 1, this scheme is now complete with only retention payments outstanding. The final account has now been agreed and as a result there is a further overspend of £21k above what was reported at outturn which will impact in 2007/08.

Robert Wilkinson Basic Need Phase 2 (Scheme Cost £0.438m)

- 19 This scheme is complete with only the final retention payments outstanding.

Schools Access Initiative (Scheme cost £1.352m)

- 20 Included within the report to EMAP on 7 December 2006 on the allocation of the Modernisation funding for 2007/08 and 2008/09, was the allocation of Schools Access Initiative funding for the two year period, also under a bidding process. The successful schemes are now progressing through the design and tendering process with some due to begin shortly.

Skills Centre - Danesgate (Scheme Cost £2.880m)

- 21 The construction work for the Skills Centre is due to be completed and the building handed over on 30 November. Reports from colleagues in Property Services, who are regularly monitoring progress, indicate that this date will be achieved, though some external works will be completed in the following week. Furniture and equipment will be moved in from early December, giving time for the staff to be familiarised with the new building ready for opening at the start of the Spring term.

Extended Schools Sure Start Projects (£1.060m)

- 22 At the start of 2006/07 funding was announced under the Sure Start, Extended Schools and Childcare Grant initiative covering the years 2007/08 and 2008/09. This funding was allocated under three separate streams, (including the previously announced Integrated Children's Centre grant, which was already shown separately in the Children's Services Capital Programme). Local Authorities were given the freedom to allocate the funding towards schemes which contributed to their overall Extended Schools and Childcare Strategy. After topping up the Integrated Children's Centre programme with £416k from the other two funding streams, the remaining £1.060m was made the subject of a bidding round for schools to put forward proposals for small capital schemes to contribute towards the provision of Extended School facilities. The results of this bidding process were reported to EMAP on 22nd January 2007. Some of these schemes are now commencing with the remainder still in the design and tender stages.

York High School (Scheme Cost £12.200m)

- 23 The scheme reaches a critical phase this month with the tendered prices for substantial work packages due to be received. Detailed surveys have revealed the need for remedial work to the existing roof structure and this work is now being progressed urgently. It is proposed that the cost of this additional work, £106K, is funded from the 2008-09 Modernisation budget. A further report to EMAP will set out the detail of the scheme once the prices for the various work packages are known and the contract target Price is agreed later this year. Action is now being taken to ensure that the target completion date of November 2008 is achieved. It is essential that this scheme is delivered to the original deadlines in order to allow the school to move back into the new and refurbished facilities at the end of 2008.
- 24 It is now estimated that spend on this scheme in 2007/08 will be approximately £2.3m, therefore the remaining budget of £2.6m needs to be slipped into 2008/09.

Joseph Rowntree One School Pathfinder (Scheme Cost £27.362m)

- 25 Thanks to the hard work, commitment and expertise of the Project Director, the Project Manager and the school, this project is on schedule with the preferred bidder due to be appointed on 23 November 2007. Work on refining the details of the chosen design will continue with the aim of having planning permission in place for a start on site in April 2008.

Scheme Addition

- 26 There is one addition to the Capital Programme to be reported. This is a scheme for the provision of a Multi Use Games Area (MUGA) at Derwent Infant and Junior schools. The provision of sports facilities at Derwent school was agreed as part of the planning condition for the sale of a piece of land at Osbaldwick Lane, and the facility will be funded by an amount of £675k reserved from the capital receipt. Authorisation for this was granted at Resources EMAP on 18th April 2005 and the scheme is being overseen by Property Services.

Financial Implications

- 27 Annex A provides a scheme-by-scheme update to the 2007/08 programme, detailing predicted variances and the resulting amendments to the capital programme.

- 28 The slippage on York High School, Haxby Road and St Lawrence's Children's Centres and NDS Modernisation reduces the 2007/08 programme by £3.4m in 2007/08.
- 29 The addition of the scheme for Derwent MUGA increases the programme by £500k in 2007/08 and £175k in 2008/09.
- 30 The net effect of the variations reported above and illustrated in Annex A is to produce a Children's Services gross capital programme for 2007/08 of £17.239m, funded by £15.277m of external funding, resulting in a net cost to the city of £1.962m. The changes to the capital programme are summarised in the table below.

Table 2 - Summary of Amendments to the 2007/10 Capital Programme

Gross Education Capital Programme	2007/08	2008/09	2009/10	Total
	£m	£m	£m	£m
Current Approved Capital Programme	20.139	36.734	2.412	59.285
<u>Adjustments: -</u>				
Scheme Slippage and Reprofiting	(3.400)	3.400	-	-
Scheme Addition	0.500	0.175	-	0.675
Revised Capital Programme 2007/10	17.239	40.309	2.412	59.960

Other Implications

31

- **Human Resources:** not applicable
- **Equalities:** not applicable
- **Legal:** not applicable
- **Crime and Disorder:** not applicable
- **Information Technology:** not applicable
- **Property:** not applicable

Risk management

- 32 There is always a degree of risk associated with operating a capital programme as schemes are developed and implemented. The key to minimising this risk is the effective operation of monitoring and control processes. This report is part of that process, where updated figures and corrective actions are proposed. There are no specific risks arising from the recommendations in this report.

Recommendations

33 The Executive Member is recommended to:

- note the capital programme forecast outturn for 2007/08 as shown in Annex A
- approve the additions and amendments to the capital programme reported above and summarised in Annex A
- approve the scheme reprofiling and slippage reported above and summarised in Annex A

- agree the revised capital programme as shown at Annex A, subject to the approval of the Executive

Reason: to enable the effective management and monitoring of the capital programme.

Contact Details

Author:

Mike Barugh
Principal Accountant
Learning, Culture and Children's Services
Tel No. 01904 554573

Maggie Tansley
Head of Planning and Resources
Learning, Culture and Children's Services
Tel No. 01904 554214

Chief Officer Responsible for the report:

Pete Dwyer
Director of Learning, Culture and Children's Services

**Report
Approved**



Date 22 November 2007

Simon Wiles
Director of Resources

Specialist Implications Officer(s)

Financial:
Mike Barugh
Principal Accountant
01904 554573

Wards Affected: *List wards or tick box to indicate all*

All

For further information please contact the author of the report

Background Papers

2007/08 Capital Programme Estimate and Monitoring Files

Annex

Annex A - Approved Capital Programme and Projected Outturn

Glossary

DfES	Department for Education and Skills
LSC	Learning and Skills Council
MUGA	Multi-Use Games Area
NDS	New Deal for Schools
NMOD	New Deal for School Modernisation Scheme
NNI	Neighbourhood Nursery Initiative
NOF	New Opportunities Fund
PFI	Private Finance Initiative
PRU	Pupil Referral Unit
TCF	Targeted Capital Fund

CHILDREN'S SERVICES CAPITAL PROGRAMME 2007/08 -2009/10
At Monitor 1 2007/08

SCHEME	Expenditure pre 2007/08 (£000's)	Approved 2007/08 Capital Programme (£000's)	Outturn (£000's)	Variance (£000's)	Monitor 2 Adjustments and New Schemes (£000's)	Monitor 2 Slippage (£000's)	Revised 2007/08 Capital Programme (£000's)	2008/09 Approved Capital Programme (£000's)	Monitor 2 Adjustments and New Schemes (£000's)	Monitor 2 Slippage (£000's)	2008/09 Revised Capital Programme (£000's)	2009/10 Approved Capital Programme (£000's)	Monitor 2 Adjustments and New Schemes (£000's)	Monitor 2 Slippage (£000's)	2009/10 Revised Capital Programme (£000's)	2010/11 Capital Programme (£000's)	Total Revised Gross Capital Programme (£000's)
NDS - DEVOLVED CAPITAL	9,502	2,591	2,591	0			2,591	0			0	0			0	0	12,093
- DIES Devolved Capital Grant	9,502	2,591	2,591	0			2,591	0			0	0			0	0	12,093
- cost to the city	0	0	0	0	0	0	0	0	0	0	0	0	0	0	0	0	0
FULFORD SECONDARY TARGETED CAPITAL PHASE 1	2,614	10	10	0			10	0			0	0			0	0	2,624
- DIES Targeted Capital Fund	2,548	0	0	0			0	0			0	0			0	0	2,548
- NDS Modernisation	66	10	10	0			10	0			0	0			0	0	76
- Section 106	0	0	0	0			0	0			0	0			0	0	0
- cost to the city	0	0	0	0	0	0	0	0	0	0	0	0	0	0	0	0	0
FULFORD SECONDARY TARGETED CAPITAL PHASE 2	825	40	40	0			40	0			0	0			0	0	865
- DIES Targeted Capital Fund	483	7	7	0			7	0			0	0			0	0	490
- NDS Modernisation	262	33	33	0			33	0			0	0			0	0	295
- DIES Devolved Capital Grant	80	0	0	0			0	0			0	0			0	0	80
- Section 106	0	0	0	0			0	0			0	0			0	0	0
- cost to the city	0	0	0	0	0	0	0	0	0	0	0	0	0	0	0	0	0
HUNTINGTON SCHOOL IMPROVEMENTS (TCF)	4,552	1,122	1,122	0			1,122	0			0	0			0	0	5,674
- NDS Modernisation	562	19	19	0			19	0			0	0			0	0	581
- DIES Targeted Capital Fund	2,633	0	0	0			0	0			0	0			0	0	2,633
- Schools Access Initiative	100	0	0	0			0	0			0	0			0	0	100
- SEED Capital Grant	26	0	0	0			0	0			0	0			0	0	26
- Insurance Income	0	31	31	0			31	0			0	0			0	0	31
- Section 106	0	24	24	0			24	0			0	0			0	0	24
- School Contribution	650	124	124	0			124	0			0	0			0	0	774
- cost to the city	581	924	924	0	0	0	924	0	0	0	0	0	0	0	0	0	1,505
ST LAWRENCE'S INTEGRATED CHILDREN'S CENTRE	79	1,027	677	-350		-350	677	0		350	350	0			0	0	1,106
- DIES ICC grant	79	241	241	0			241	0			0	0			0	0	320
- Sure Start Capital Grant	0	63	63	0			63	0			0	0			0	0	63
- DoH Safeguard Grant	0	100	100	0			100	0			0	0			0	0	100
- DIES Devolved Capital Grant	0	45	45	0			45	0			0	0			0	0	45
- Section 106	0	565	228	-337		-337	228	0		337	337	0			0	0	565
- NDS Modernisation	0	7	0	-7		-7	0	0			0	0			0	0	7
- cost to the city	0	6	0	-6	0	-6	0	0	0	6	6	0	0	0	0	0	6
NEW EARSWICK INTEGRATED CHILDRENS CENTRE	34	236	236	0			236	0			0	0			0	0	270
- DIES ICC grant	34	116	116	0			116	0			0	0			0	0	150
- Sure Start Capital Grant	0	30	30	0			30	0			0	0			0	0	30
- DoH Safeguard Grant	0	0	0	0			0	0			0	0			0	0	0
- DIES Devolved Capital Grant	0	0	0	0			0	0			0	0			0	0	0
- Schools Access Initiative	0	0	0	0			0	0			0	0			0	0	0
- NDS Modernisation	0	90	90	0			90	0			0	0			0	0	90
- cost to the city	0	0	0	0	0	0	0	0	0	0	0	0	0	0	0	0	0
HAXBY ROAD INTEGRATED CHILDRENS CENTRE	25	833	583	-250		-250	583	0		250	250	0			0	0	858
- DIES ICC grant	25	245	245	0			245	0			0	0			0	0	270
- Sure Start Capital Grant	0	0	0	0			0	0			0	0			0	0	0
- DoH Safeguard Grant	0	50	50	0			50	0			0	0			0	0	50
- DIES Devolved Capital Grant	0	27	0	-27		-27	0	0		27	27	0			0	0	27
- NDS Modernisation	0	182	0	-182		-182	0	0		182	182	0			0	0	182
- cost to the city	0	329	288	-41	0	-41	288	0	0	41	41	0	0	0	0	0	329
CARR INTEGRATED CHILDRENS CENTRE	5	671	671	0			671	0			0	0			0	0	676
- DIES ICC grant	5	310	310	0			310	0			0	0			0	0	315
- Sure Start Capital Grant	0	116	116	0			116	0			0	0			0	0	116
- DoH Safeguard Grant	0	100	100	0			100	0			0	0			0	0	100
- DIES Devolved Capital Grant	0	50	50	0			50	0			0	0			0	0	50
- NDS Modernisation	0	69	69	0			69	0			0	0			0	0	69
- cost to the city	0	26	26	0	0	0	26	0	0	0	0	0	0	0	0	0	26
TANG HALL INTEGRATED CHILDRENS CENTRE	5	1,813	1,813	0			1,813	0			0	0			0	0	1,818
- DIES ICC grant	5	364	364	0			364	0			0	0			0	0	369
- Sure Start Capital Grant	0	207	207	0			207	0			0	0			0	0	207
- DoH Safeguard Grant	0	250	250	0			250	0			0	0			0	0	250
- DIES Devolved Capital Grant	0	50	50	0			50	0			0	0			0	0	50
- NDS Modernisation	0	749	749	0			749	0			0	0			0	0	749
- cost to the city	0	193	193	0	0	0	193	0	0	0	0	0	0	0	0	0	193
NDS - MODERNISATION	8,384	2,798	2,598	-200		-200	2,598	1,800		200	2,000	0			0	0	12,982
- NDS Modernisation	6,454	2,683	2,483	-200		-200	2,483	1,800		200	2,000	0			0	0	10,937
- DIES Condition Grant	0	0	0	0			0	0			0	0			0	0	0
- Clifton Review	0	0	0	0			0	0			0	0			0	0	0
- Schools Access Initiative	186	0	0	0			0	0			0	0			0	0	186
- Revenue Contribution	0	0	0	0			0	0			0	0			0	0	0
- School Contribution	7	56	56	0			56	0			0	0			0	0	63
- DIES grant	0	100	100	0			100	0			0	0			0	0	100
- Section 106	41	0	0	0			0	0			0	0			0	0	41
- DIES Devolved Capital Grant	1,338	-41	-41	0			-41	0			0	0			0	0	1,297
- SEED Capital Grant	77	0	0	0			0	0			0	0			0	0	77
- Sure Start Capital Grant	52	0	0	0			0	0			0	0			0	0	52
- External Grant	222	0	0	0			0	0			0	0			0	0	222
- Basic Need	0	0	0	0			0	0			0	0			0	0	0
- LSC Grant	7	0	0	0			0	0			0	0			0	0	7
- cost to the city	0	0	0	0	0	0	0	0	0	0	0	0	0	0	0	0	0

CHILDREN'S SERVICES CAPITAL PROGRAMME 2007/08 -2009/10
At Monitor 1 2007/08

SCHEME	Expenditure pre 2007/08 (£000's)	Approved 2007/08 Capital Programme (£000's)	Outturn (£000's)	Variance (£000's)	Monitor 2 Adjustments and New Schemes (£000's)	Monitor 2 Slippage (£000's)	Revised 2007/08 Capital Programme (£000's)	2008/09 Approved Capital Programme (£000's)	Monitor 2 Adjustments and New Schemes (£000's)	Monitor 2 Slippage (£000's)	2008/09 Revised Capital Programme (£000's)	2009/10 Approved Capital Programme (£000's)	Monitor 2 Adjustments and New Schemes (£000's)	Monitor 2 Slippage (£000's)	2009/10 Revised Capital Programme (£000's)	2010/11 Capital Programme (£000's)	Total Revised Gross Capital Programme (£000's)
NEIGHBOURHOOD NURSERIES INITIATIVE	3,498	21	21	0			21	0			0	0			0	0	3,519
- DIES Grant	571	0	0	0			0	0			0	0			0	0	571
- NHS Grant Improving Working Lives	357	0	0	0			0	0			0	0			0	0	357
- NDS Modernisation	896	21	21	0			21	0			0	0			0	0	917
- SEED Capital Grant	19	0	0	0			0	0			0	0			0	0	19
- DIES Condition Grant	53	0	0	0			0	0			0	0			0	0	53
- DIES ICC Grant	265	0	0	0			0	0			0	0			0	0	265
- Sure Start Capital Grant	850	0	0	0			0	0			0	0			0	0	850
- External Grant	22	0	0	0			0	0			0	0			0	0	22
- Revenue Contribution	0	0	0	0			0	0			0	0			0	0	0
- Schools Access Initiative	30	0	0	0			0	0			0	0			0	0	30
- DIES Devolved Capital Grant	78	0	0	0			0	0			0	0			0	0	78
- Section 106	15	0	0	0			0	0			0	0			0	0	15
- Nuresery Operator Contribution	200	0	0	0			0	0			0	0			0	0	200
- cost to the city	142	0	0	0	0	0	0	0	0	0	0	0	0	0	0	0	142
ROBERT WILKINSON BASIC NEED PHASE 2	416	22	22	0			22	0			0	0			0	0	438
- Basic Need	185	22	22	0			22	0			0	0			0	0	207
- Schools Access Initiative	15	0	0	0			0	0			0	0			0	0	15
- NDS Modernisation	216	0	0	0			0	0			0	0			0	0	216
- DIES Devolved Capital Grant	0	0	0	0			0	0			0	0			0	0	0
- cost to the city	0	0	0	0	0	0	0	0	0	0	0	0	0	0	0	0	0
SCHOOLS ACCESS INITIATIVE	1,034	318	318	0			318	0			0	0			0	0	1,352
- Schools Access Initiative	952	318	318	0			318	0			0	0			0	0	1,270
- DIES Devolved Capital Grant	30	0	0	0			0	0			0	0			0	0	30
- LSC Grant	52	0	0	0			0	0			0	0			0	0	52
- cost to the city	0	0	0	0	0	0	0	0	0	0	0	0	0	0	0	0	0
THE SKILLS CENTRE	772	2,108	2,108	0			2,108	0			0	0			0	0	2,880
- DIES Targeted Capital Fund	722	1,678	1,678	0			1,678	0			0	0			0	0	2,400
- DIES Devolved Capital Grant	50	0	0	0			0	0			0	0			0	0	50
- NDS Modernisation	0	430	430	0			430	0			0	0			0	0	430
- cost to the city	0	0	0	0	0	0	0	0	0	0	0	0	0	0	0	0	0
SURE START, EXTENDED SCHOOLS AND CHILDCARE GRANT	237	1,060	1,060	0			1,060	0			0	0			0	0	1,297
- Sure Start Capital Grant	225	1,060	1,060	0			1,060	0			0	0			0	0	1,285
- Revenue Contribution	12	0	0	0			0	0			0	0			0	0	12
- cost to the city	0	0	0	0	0	0	0	0	0	0	0	0	0	0	0	0	0
YORK HIGH SCHOOL	359	4,900	2,300	-2,600		-2,600	2,300	6,691		2,600	9,291	250			250	0	12,200
- Government Grant	359	4,900	2,300	-2,600		-2,600	2,300	3,741		2,600	6,341	0			0	0	9,000
- NDS Modernisation	0	0	0	0			0	650			650	250			250	0	900
- Prudential Borrowing	0	0	0	0			0	1,300			1,300	0			0	0	1,300
- Revenue Contribution	0	0	0	0			0	0			0	0			0	0	0
- cost to the city	0	0	0	0	0	0	0	1,000	0	0	1,000	0	0	0	0	0	1,000
MANOR SCHOOL	7	0	0	0			0	3,493		0	3,493	0			0	0	3,500
- Government Grant	0	0	0	0			0	0			0	0			0	0	0
- Revenue Contribution	0	0	0	0			0	0			0	0			0	0	0
- cost to the city	7	0	0	0	0	0	0	3,493	0	0	3,493	0	0	0	0	0	3,500
YOUTH ONE STOP SHOP	276	24	24	0			24	0			0	0			0	0	300
- External Grant	276	24	24	0			24	0			0	0			0	0	300
- cost to the city	0	0	0	0	0	0	0	0	0	0	0	0	0	0	0	0	0
OAKEN GROVE COMMUNITY CENTRE	236	31	31	0			31	0			0	0			0	0	267
- Section 106	0	0	0	0			0	0			0	0			0	0	0
- cost to the city	236	31	31	0	0	0	31	0	0	0	0	0	0	0	0	0	267
INTEGRATED CHILDREN'S SYSTEM	68	64	64	0			64	0			0	0			0	0	132
- External Grant	68	64	64	0			64	0			0	0			0	0	132
- cost to the city	0	0	0	0	0	0	0	0	0	0	0	0	0	0	0	0	0
JOSEPH ROWNTREE ONE SCHOOL PATHFINDER	0	450	450	0			450	24,750		0	24,750	2,162			2,162	0	27,362
- Government Grant	0	450	450	0			450	24,750			24,750	2,162			2,162	0	27,362
- cost to the city	0	0	0	0	0	0	0	0	0	0	0	0	0	0	0	0	0
DERWENT MUGA	0	0	500	500	500	500	500	0	175	0	175	0			0	0	675
- External Grant	0	0	0	0	0	0	0	0	0	0	0	0			0	0	0
- cost to the city	0	0	500	500	500	500	500	0	175	0	175	0	0	0	0	0	675
FUNDING FROM EXTERNAL SOURCES	31,962	18,630	15,277	-3,353	0	-3,353	15,277	32,241	0	3,353	35,594	2,412	0	0	2,412	0	85,245
NET COST TO CITY	966	1,509	1,962	453	500	-47	1,962	4,493	175	47	4,715	0	0	0	0	0	7,643
TOTAL GROSS EXPENDITURE	32,928	20,139	17,239	-2,900	500	-3,400	17,239	36,734	175	3,400	40,309	2,412	0	0	2,412	0	92,888

CHILDREN'S SERVICES CAPITAL PROGRAMME 2007/08 -2009/10
At Monitor 1 2007/08

SCHEME	Expenditure pre 2007/08 (£000's)	Approved 2007/08 Capital Programme (£000's)	Outturn (£000's)	Variance (£000's)	Monitor 2 Adjustments and New Schemes (£000's)	Monitor 2 Slippage (£000's)	Revised 2007/08 Capital Programme (£000's)	2008/09 Approved Capital Programme (£000's)	Monitor 2 Adjustments and New Schemes (£000's)	Monitor 2 Slippage (£000's)	2008/09 Revised Capital Programme (£000's)	2009/10 Approved Capital Programme (£000's)	Monitor 2 Adjustments and New Schemes (£000's)	Monitor 2 Slippage (£000's)	2009/10 Revised Capital Programme (£000's)	2010/11 Capital Programme (£000's)	Total Revised Gross Capital Programme (£000's)
Funding Summary																	
- DfES Condition Grant	53	0	0	0	0	0	0	0	0	0	0	0	0	0	0	0	53
- DfES Grant	571	100	100	0	0	0	100	0	0	0	0	0	0	0	0	0	671
- DfES Devolved Capital Grant	11,078	2,722	2,695	-27	0	-27	2,695	0	0	27	27	0	0	0	0	0	13,800
- DfES ICC Grant	413	1,276	1,276	0	0	0	1,276	0	0	0	0	0	0	0	0	0	1,689
- SEED Capital Grant	122	0	0	0	0	0	0	0	0	0	0	0	0	0	0	0	122
- NDS Modernisation	8,456	4,293	3,904	-389	0	-389	3,904	2,450	0	389	2,839	250	0	0	250	0	15,449
- Schools Access Initiative	1,283	318	318	0	0	0	318	0	0	0	0	0	0	0	0	0	1,601
- Clifton Review	0	0	0	0	0	0	0	0	0	0	0	0	0	0	0	0	0
- DfES Targeted Capital Fund	6,386	1,685	1,685	0	0	0	1,685	0	0	0	0	0	0	0	0	0	8,071
- DoH Safeguard Grant	0	500	500	0	0	0	500	0	0	0	0	0	0	0	0	0	500
- LSC Grant	59	0	0	0	0	0	0	0	0	0	0	0	0	0	0	0	59
- Basic Need	185	22	22	0	0	0	22	0	0	0	0	0	0	0	0	0	207
- Sure Start Capital Grant	1,127	1,476	1,476	0	0	0	1,476	0	0	0	0	0	0	0	0	0	2,603
- Nusery Operator Contribution	200	0	0	0	0	0	0	0	0	0	0	0	0	0	0	0	200
- NHS Grant Improving Working Lives	357	0	0	0	0	0	0	0	0	0	0	0	0	0	0	0	357
- Section 106	56	589	252	-337	0	-337	252	0	0	337	337	0	0	0	0	0	645
- School Contribution	657	180	180	0	0	0	180	0	0	0	0	0	0	0	0	0	837
- Revenue Contribution	12	0	0	0	0	0	0	0	0	0	0	0	0	0	0	0	12
- Venture Fund	0	0	0	0	0	0	0	0	0	0	0	0	0	0	0	0	0
- Buildings Fund	0	0	0	0	0	0	0	0	0	0	0	0	0	0	0	0	0
- External Grant	588	88	88	0	0	0	88	0	0	0	0	0	0	0	0	0	676
- Government Grant	359	5,350	2,750	-2,600	0	-2,600	2,750	28,491	0	2,600	31,091	2,162	0	0	2,162	0	36,362
- Insurance Income	0	31	31	0	0	0	31	0	0	0	0	0	0	0	0	0	31
- Prudential Borrowing	0	0	0	0	0	0	0	1,300	0	0	1,300	0	0	0	0	0	1,300
- cost to the city	966	1,509	1,962	453	500	-47	1,962	4,493	175	47	4,715	0	0	0	0	0	7,643
Total Funding Available	32,928	20,139	17,239	-2,900	500	-3,400	17,239	36,734	175	3,400	40,309	2,412	0	0	2,412	0	92,888

This page is intentionally left blank



Meeting of the Executive Members for Children's Services and Advisory Panel

6 December 2007

Report of the Director of Learning, Culture and Children's Services

ANNUAL PERFORMANCE ASSESSMENT AND PREPARATION FOR THE JOINT AREA REVIEW

Summary

1. This report is presented to Executive Members and Advisory Panel to brief members on the outcome of York's Annual Performance Assessment for 2007 and to also describe the preparation underway for the Joint Area Review process in January/February 2008.

Background

2. To clarify, the **Annual Performance Assessment (APA)** is the nationally determined OFSTED process by which a judgement is made on the quality of local children and young people's services. The judgement formed contributes to the overall council rating for 2007 and also helps define the areas of specific and additional investigation to be undertaken in the February 2008 Joint Area Review. Feedback of the views of young people through the Tellus 2 survey is also available to the process. Through the APA process authorities receive a judgement on each of the 5 Outcomes, the contribution of the council's children's services in maintaining and improving outcomes for children and young people and finally the council's capacity to improve its services for children and young people
3. **Joint Area Reviews (JARs)** are also led by OFSTED and evaluate how local services work together to contribute to the achievements, progress and well-being of children and young people growing up in an area against the five outcomes identified in Every Child Matters. It incorporates the inspection of youth services and replaces the separate inspections of local education authorities, local authorities' social services, Connexions services and the provision for students aged 14-19. Normally, as is the case in York the JAR is carried out at the same time as the Audit Commission's corporate assessment of the council and where appropriate is aligned with the inspection of youth offending teams undertaken by HMI Probation. The services reviewed in the JAR include council services, health services, police and probation services, and publicly funded services provided by voluntary bodies. Evidence from other inspections, such as schools, further education colleges and residential settings contribute to the review. The JAR inspection

teams are multi-disciplinary and normally have inspectors from at least four inspectorates/commissions, including OFSTED, the Commission for Social Care Inspection (CSCI), the Health Care Commission (HCC), the Audit Commission and, where appropriate, the Adult Learning Inspectorate (ALI). Inspectors spend 2/3 weeks in authorities analysing and investigating areas of practice across the spectrum of children's services.

4. In April 2007 OFSTED announced changes to the Annual Performance Assessment (APA) process with a removal of the separate self-evaluation documentation and a refresh of the statutory Children and Young People's Plan (CYPP) being used to inform the APA discussion. As a result York produced such a refresh document in June 2007. There were in addition, changes introduced to the way that the final group of authorities subject to Joint Area Reviews (JARs) would be inspected. All authorities will have been through the JAR process by 2009 and it remains unclear at this stage as to what inspection regime will be introduced post 2009. City of York is to be subject to a JAR inspection in Jan/Feb 2008. The nature of the JAR inspection for York and all remaining authorities is being described as significantly different than what had gone before, with a more proportionate, targeted approach being adopted. It is anticipated that the inspection will as a result, involve less inspectors and less fieldwork time. The new approach clearly change the relationship between current arrangements. The JAR becomes more of the fieldwork for the APA process rather than the other way around. For all authorities in this last wave of inspections there will be a focus on the following core areas:
 - Safeguarding, including allegations against professionals
 - Children with learning difficulties and disabilities (LDD)
 - Looked after children
 - Service Management
 - Capacity to Improve

These first 3 service areas of investigation have been chosen by OFSTED based on evidence from inspections to date that they are the most challenging and the areas where improvement has been harder to recognise. In addition the inspectors will be able to select anything up to 4 additional areas of investigation and additional capacity will join the inspection team proportionate to and from a background reflective of the particular areas identified. At this stage any additional areas of investigation for York have not been named.

Consultation

5. As part of the APA process there was considerable consultation activity. OFSTED were armed with feedback from key organisations eg Government Office, National Strategies, Youth Justice Board etc. In addition they had undertaken Tellus2. Tellus is an on-line survey that gathers the views of children and young people. Until recently, the Tellus survey has been part of the joint area review process. However, in 2007, Ofsted extended to an

enhanced Tellus survey – called Tellus2 - as part of the annual performance assessment. The survey asks children and young people questions about their satisfaction with services (including aspects of their school life) and questions relating to the five Every Child Matters outcomes, including issues like healthy eating, participation in positive activities and safety. OFSTED believe the survey can offer statistically representative data, national benchmarks and statistical neighbour comparisons that other isolated local and/or qualitative approaches may not provide.

6. As part of the Joint Area Review process there will be considerable consultation with all stakeholders including children and young people. For example the inspectors have already been supplied with a list of key voluntary and community sector who will receive questionnaires in advance of the fieldwork. The inspectors will be looking for evidence on the extent to which voluntary and community organisations are engaged with other partners in decisions about the strategic development of provision, and how far appropriate action has been taken to build on the capacity of voluntary and community sector providers to provide high quality services that offer value for money

Options

7. This is not a paper which is able to provide members with specific options.

Analysis

8. The APA formal letter of feedback was not available at the time the papers for this meeting needed to be produced. We should be able to distribute copies at the meeting which on the basis of verbal feedback should make exceptionally positive reading. Staff within the service, across partners and young people themselves should be congratulated for their success in improving outcomes for the children and young people of York. The performance feedback received will ensure the best possible contribution from this area of activity to the overall performance rating of the council. Whilst comparative analysis is not available and the nature of the judgement areas differ from 2006 there appears little doubt that the performance places York in the top group of authorities in the country for our children and young peoples services.
9. In preparation for the Joint Area Review and on behalf of the YorOK Board a partnership reference group which developed the Children and Young Peoples Plan and the LAA block for children and young people has continued to meet. The meetings are chaired by the Director of LCCS and are well attended by partners. The group proved invaluable in assisting preparation for the APA process and is well placed to continue to oversee the preparation for the Joint Area Review. The key inspection dates are attached at **Annex 1**. *A presentation will be made as part of the EMAP meeting detailing both the nature of the inspection process and the preparation underway.*

Corporate Priorities

10. The feedback from the APA provides strong evidence of progress against corporate priorities as detailed in the corporate strategy. Specifically the feedback demonstrates progress to:
 - Improve the life chances of the most disadvantaged and disaffected children, young people and families in the city
 - Improve our focus on the needs of customers and residents in designing and providing services
 - Improve leadership at all levels to provide clear, consistent direction to the organisation
 - Improve the way the council and its partners work together to deliver better services for the people who live in York
 - Increase people's skills and knowledge to improve future employment prospects

Implications

11. Given the briefing nature of this report it does not carry specific financial, HR, equalities, legal, crime and disorder, IT or property implications.

Risk Management

12. Poor or deteriorating assessed performance as part of an inspection process carries with it considerable risks. It undermines the confidence of local people in accessing services or seeking advice, it demoralises the workforce and makes recruitment an even greater challenge and it weakens the overall reputation of the council. Good preparation for inspection will not override areas of weak provision but does ensure that the authority receives an assessment verdict that is more akin to its own self-assessment. As a consequence the inspection process does carry governance, strategic and operational risks which are only partly mitigated by performance to date and preparation.

Recommendations

- 13 The Executive Member with advisory panel is asked
 - to note and comment on the outcome of the 2007 Annual Performance Assessment of children and young peoples services in York and to note the preparations underway for the forthcoming Joint Area Review.

Reason: to provide members with Ofsted feedback of local services and to brief members on the forthcoming inspection of children and young peoples services

Contact Details

Author:

Peter Dwyer
Director
Learning, Culture and Children's
Services
01904 554200

Chief Officer Responsible for the report:

Peter Dwyer
Director of Learning, Culture and Children's Services

Report Approved **Date** 20 November 2007

Report Approved **Date**

Specialist Implications Officer(s)

None

Wards Affected: *List wards or tick box to indicate all*

All

For further information please contact the author of the report

Background Papers

None

Annexes

Annex 1: Key Dates for Joint Area Review Process for York

This page is intentionally left blank

JOINT AREA REVIEW 2008

Responsibilities

	Leading	Assisting
Outcome 1	Eoin Rush	Paul Murphy
Outcome 2	Eoin Rush	
Outcome 3	Jill Hodges	
Outcome 4	Paul Murphy	
Outcome 5	Jill Hodges	Paul Murphy
Service Management	Kevin Hall	
Effectiveness/Capacity	Pete Dwyer	

Timeline

24 September	-	Briefing pack received
4 October	-	Briefing conference, London attended
October	-	Staff briefings provided
22 October	-	A list of case files, and a list of voluntary and community sector organisations submitted
12 November	-	Self-evaluation reviewed at DMT
13 November	-	Self-evaluation reviewed by the Reference Group
21 November	-	Self-evaluation to be reviewed at the YorOK Board and circulated to partners
23 November	-	Set up meeting
26 November	-	Final review of self-evaluation at DMT
10 December	-	Submission of self-evaluation
W/C 7 January	-	Analysis Week
W/C 28 January		
W/C 4 February	-	Inspection Fortnight

This page is intentionally left blank